



FS109025

HOMWORK HELPERS

GRADE
K

KINDERGARTEN ACTIVITIES

- Basic Skills •
- Extra Practice •
- Colorful Activities •

HOMWORK

HOMWORK HELPERS

I did it!

I did it!

Let's Row

Help Tommy row to the island.

that mat

circ



HOMWORK HELPERS

Dear Adult,

Welcome to the **Homework Helpers** series! And congratulations on choosing the best in educational materials for your child.

This series is designed to be fun and rewarding. Watch as your child masters kindergarten skills with these activities!

Suggestions on how to use this book:

- Find a quiet, comfortable place to work together.
- Make sure your child understands the directions.
- Have your child mark the circle at the top of each completed page.
- Tear out finished pages. Post them in a special place.
- Reward your child with the certificate on page 56.


Your child is sure to succeed with the **Homework Helpers** series.
Look for the other titles in this series today!

Sincerely,

Frank Schaffer Publications

Frank Schaffer
An imprint of Carson-Dellosa Publishing LLC
PO Box 35665
Greensboro, NC 27425 USA

Kindergarten Activities




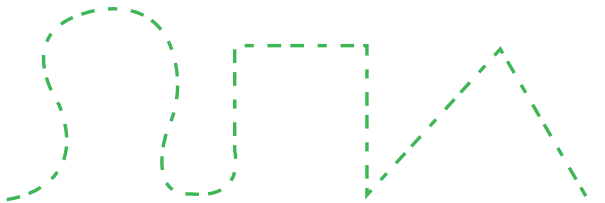

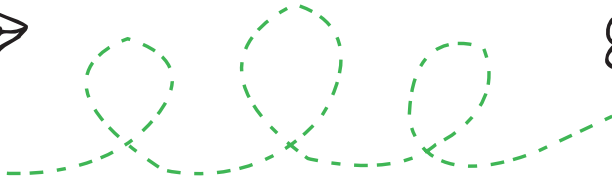



Hungry Rabbit

Help the rabbit find its lunch.



Where Is My Home?

Trace each path. Color the pictures.



Sweet and Yummy!

Use the code to color the candy.

1 = blue

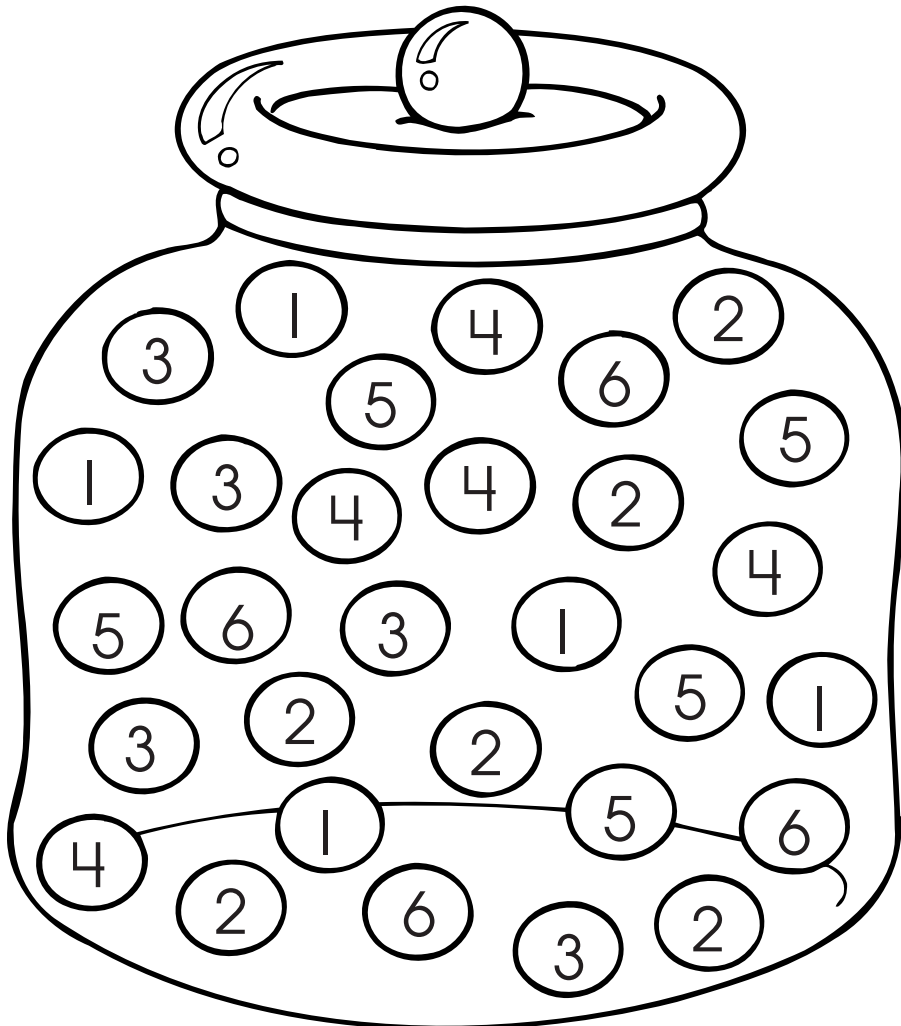
3 = yellow

5 = green

2 = red


4 = orange

6 = purple




Flying Back Home

Help the bird find its birdhouse.




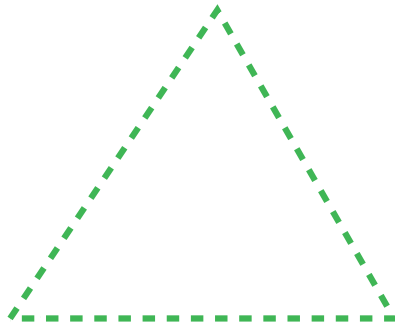



Let's Row

Help Tommy row to the island.




Make Shapes

Trace the shapes. Draw the shapes.




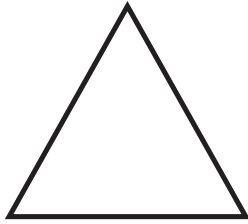


Shape Match

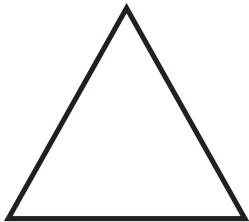
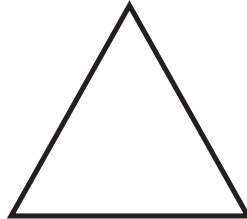

Look at each row. Color the two shapes that match.



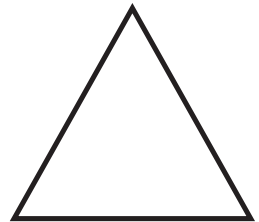
circle





square



triangle







rectangle



What Is Missing?

Make each egg match. Draw the missing parts.












Apple Match

Draw lines between the matching apples in each box.










Picture Twins

Look at each row. Color the two pictures that are the same.



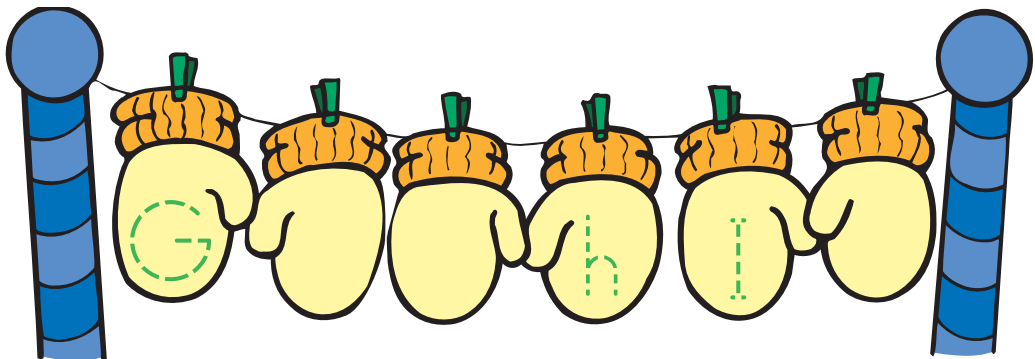
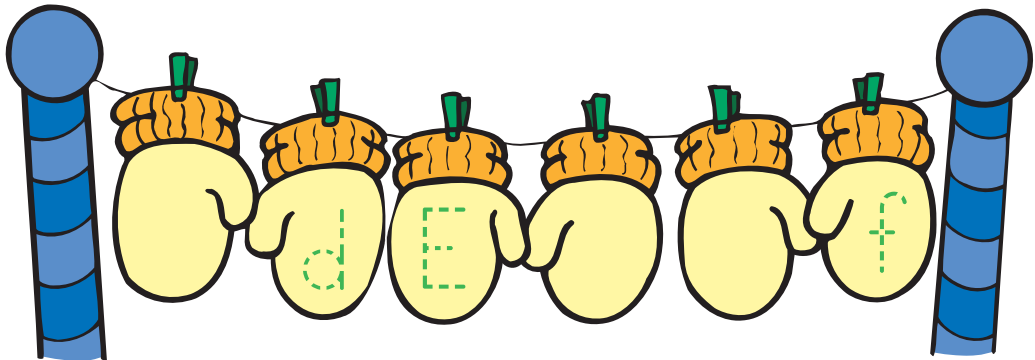
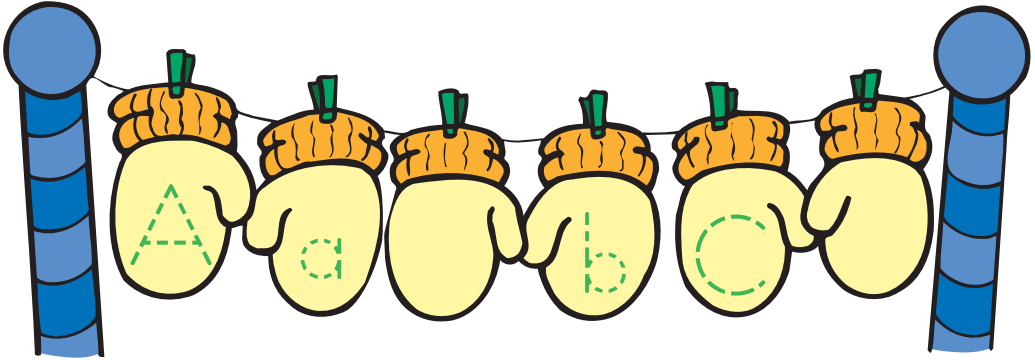
One Is Different

Look at each row. Color the picture that is different.



Mitten Match

Trace the uppercase and lowercase letters.
Write the missing ones.




Off to School

Connect the dots from **A** to **Z**.





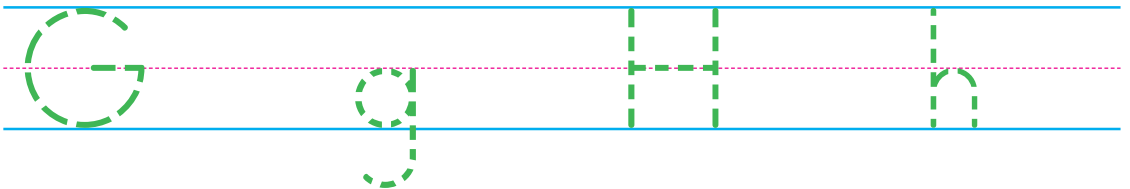
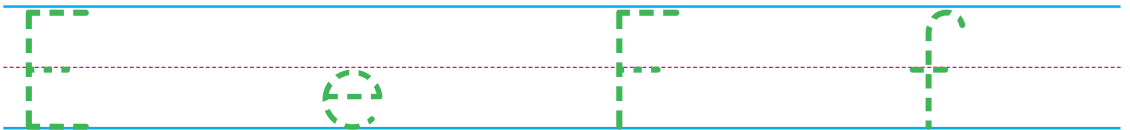
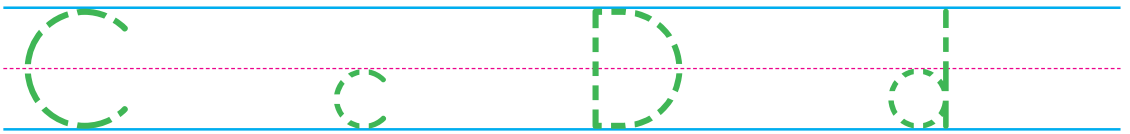
Something Pretty

Connect the dots from **a** to **z**.




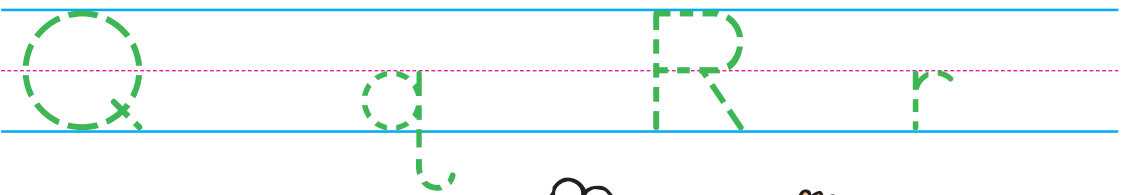
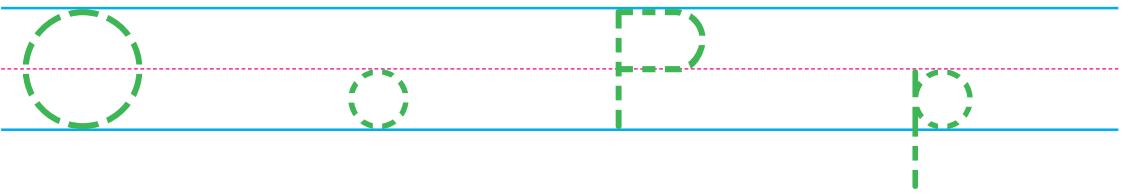

Let's Write Letters!

Trace and write.




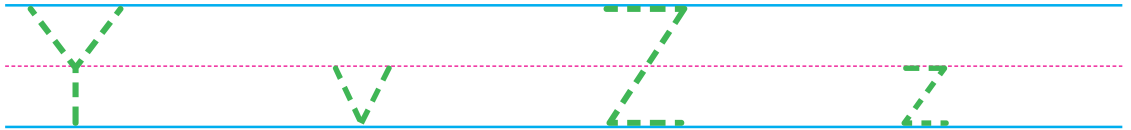
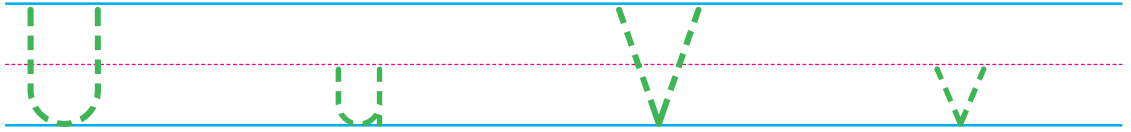
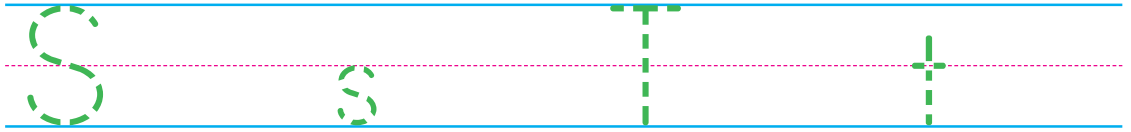
Let's Write More Letters!

Trace and write.













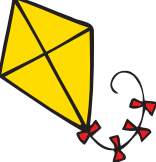













Let's Write Even More Letters!

Trace and write.























Sounds That Match

Look at each box. Draw lines to match the pictures that have the same beginning sound.


Sound It Out!

Draw lines from the letter in each box to the pictures with the same beginning sound.

    <p>m</p>	    <p>t</p>
    <p>s</p>	    <p>p</p>
    <p>r</p>	    <p>b</p>

Beginning Sounds

Look at each picture. Say its name. Circle the letter that makes the beginning sound.




d f




b h




k m



c s



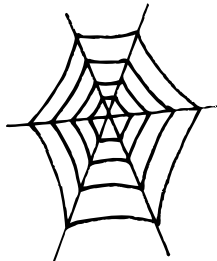
f r




p v



b g



w z



l t





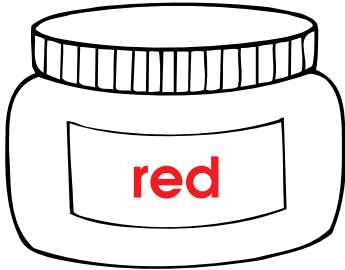
Cool Colors

Color the crayons to match the color words.




Pretty Paints

Color the paint jars to match the color words.

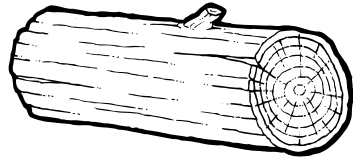


Colors

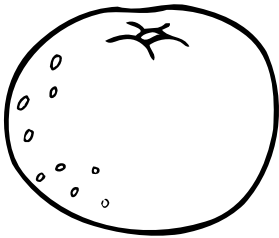
Trace. Write. Color.




red



brown




orange




purple

More Colors


Trace. Write. Color.




blue



black



yellow



green

Getting Ready for School

Trace the letters. Draw a line from each pair of letters to the picture with the same beginning sound.

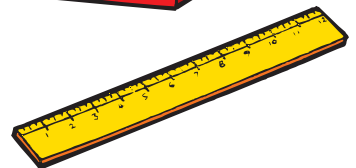
Ss

Pp

Cc

Rr


Bb



I Like School!

What do you like to do at school? Write a sentence about it.

Draw a picture of what you like to do at school.



School Supplies

Count the school supplies. Color in one box for each object.



5				
4				
3				
2				
1				



Which object did you count the most? _____

Which object did you count the least? _____



My Fantastic Family

How many people are in your family?
Write their names.

Handwriting practice lines consisting of a solid blue top line, a dashed pink middle line, and a solid blue bottom line. There are four such sets of lines provided for writing.


Draw a picture of your family.



A large, empty rectangular box with a green border, intended for drawing a picture of the student's family.

Family Fun

Draw a picture of a family having fun inside the house. Draw a picture of a family having fun outside.



Happy and Sad

Write what makes you happy.

Write what makes you sad.


Draw pictures to go with your sentences.

_____ makes me happy. 😊

_____ makes me sad. ☹️




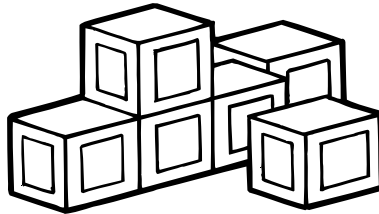




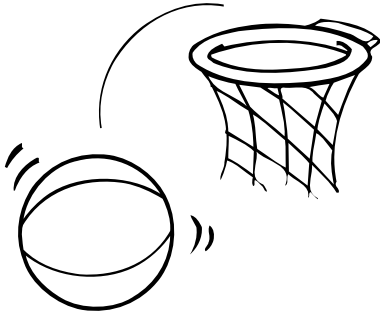
Going to School

Help the girl find her way to school.



Indoor and Outdoor Fun

Color the things you use inside **yellow**. Color the things you use outside **blue**.




A Bike Ride

Draw a path from the girl to the ice-cream shop.
Then draw a path from the shop to the park.










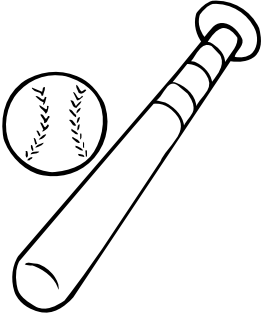
Going to the Toy Store

Draw a path from the children to the toy store.
 Draw a path from the store to the house.



Needs and Wants

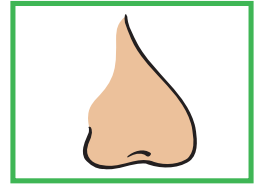
Look at the pictures. Color what you **need** yellow.
Color what you **want** blue.




My Five Senses

Which parts of the body help you see, hear, smell, taste, and touch? Draw lines to show your answers.

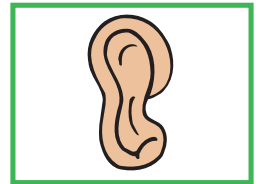
I see with my




I hear with my




I smell with my



I taste with my



I touch with my



I Use My Senses

Draw pictures to show what you like to see, hear, smell, taste, and touch.


see

hear

smell



taste

touch



Looking at the Seasons



Cross out the things that do not belong with each season.






spring



autumn







summer



winter

Spring, Summer, Autumn, Winter

Number the events in order. Write a number in each box. Color the pictures.



What Is Wrong?

Circle five things that do not belong in the picture.



First, Next, Last

Look at the pictures. Draw a line to match each picture to the word that tells when it happened.



first





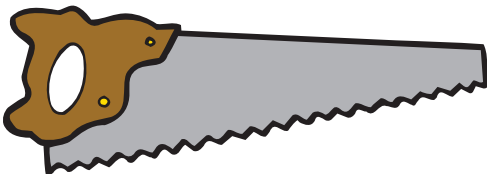
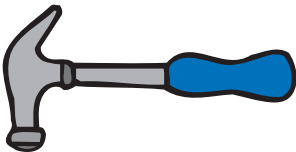


next



last

Short and Long

In each box, circle the longest object. Cross out the shortest object.




Measuring Snakes

Measure each snake. Color the boxes to show the length. Then circle the matching number.



--	--	--	--	--	--

- 3
- 4
- 5




--	--	--	--	--	--

- 3
- 4
- 5



--	--	--	--	--	--

- 4
- 5
- 6









--	--	--	--	--	--

- 4
- 5
- 6

Animal Patterns

Circle the animal that comes next in each pattern.



Let's Write Numbers!



Trace and write each number. Draw a matching number of circles.

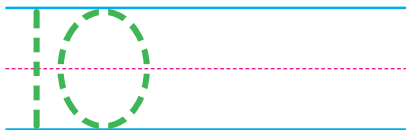




Let's Write More Numbers!



Trace and write each number. Draw a matching number of circles.



Counting Candy


Count the pieces of candy in each candy jar.
Circle the number.



0 1 2




3 4 5



4 5 6



2 3 4








7 8 9



5 6 7

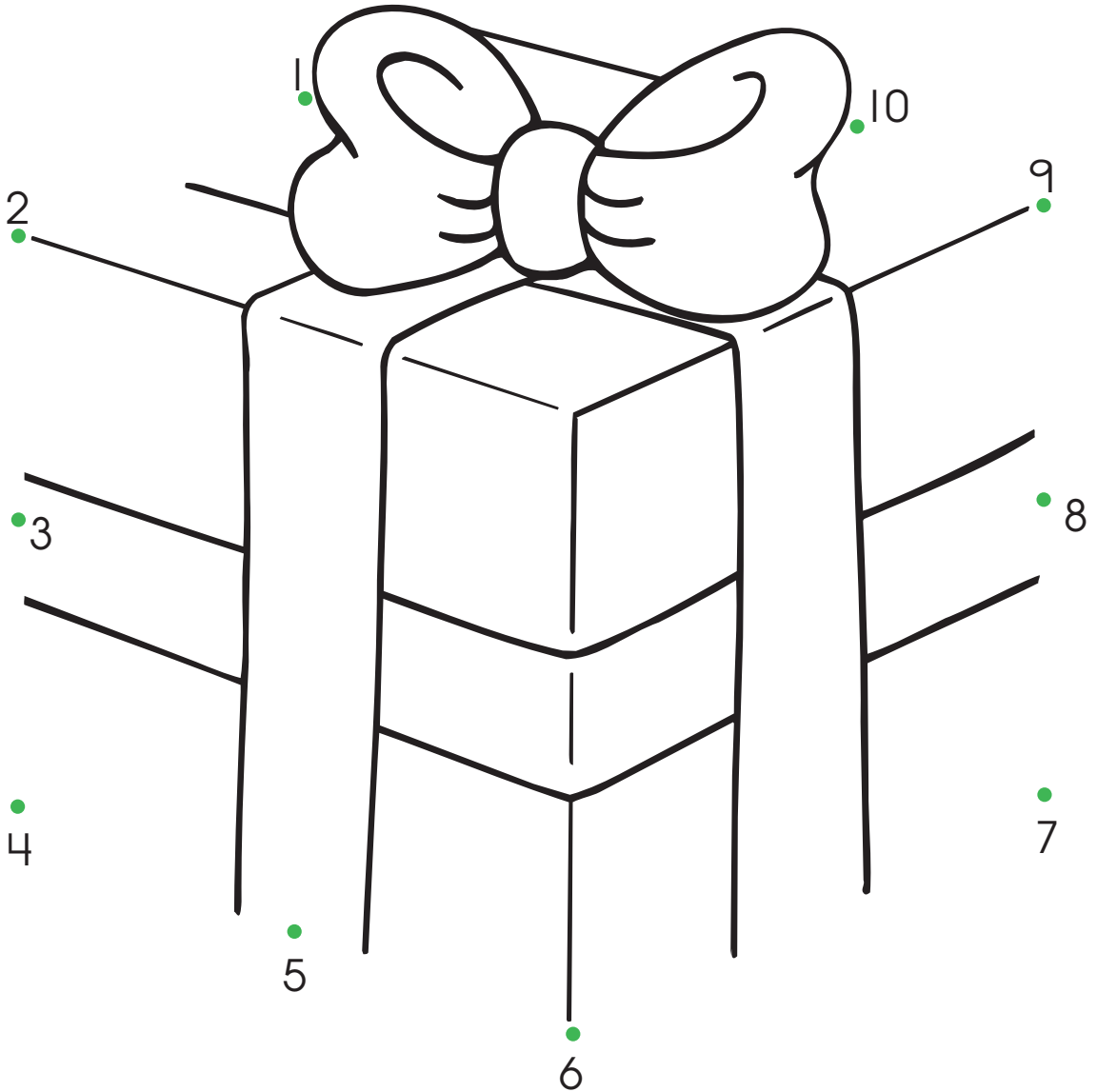
How Many Balloons?

Count the balloons. Circle the matching numbers.




A Surprise

Connect the dots from 1 to 10.




Rainy Day Fun

Count the raindrops under each cloud. Draw a line to the umbrella with the matching number.




I Can Add!


Count. Write the numbers. Add.




2 + 3 = 5



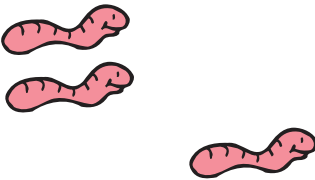
+ =




+ =



+ =

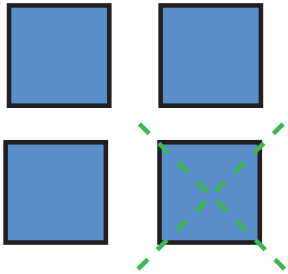


+ =




+ =


Subtracting Shapes




Cross out 1.
How many are left? 3



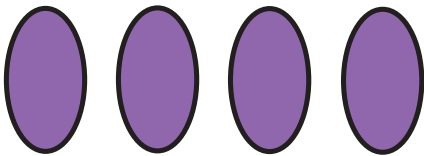
Cross out 2.
How many are left? 1



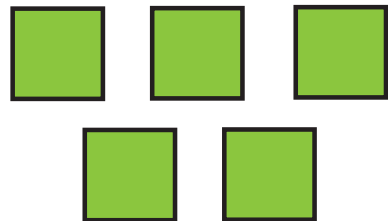
Cross out 3.
How many are left? 3



Cross out 2.
How many are left? 3




Cross out 3.
How many are left? 1



Cross out 2.
How many are left? 3

Missing Numbers



Trace the numbers. Write the missing numbers.

1	2	3		5	
---	---	---	--	---	--

7	8			11	
---	---	--	--	----	--

13		15	16		18
----	--	----	----	--	----

19			22		24
----	--	--	----	--	----

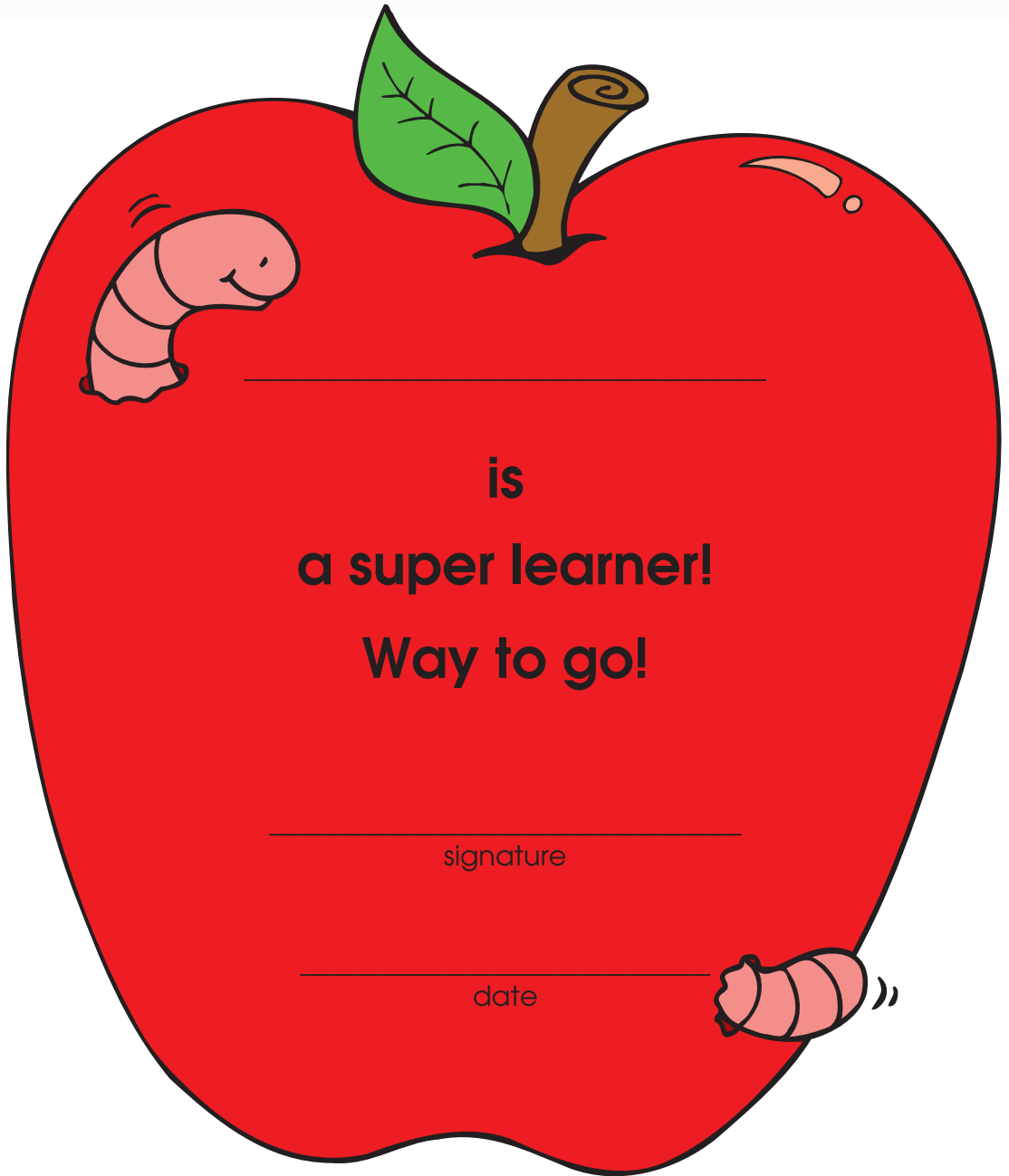
		27			
--	--	----	--	--	--

Climb the Mountain

Count by tens. Write the missing numbers.

100
90
80
70
60
50
40
30
20
↑ 10

40



BIG learning fun in a little workbook!

HOMEWORK HELPERS

- Reinforce basic skills
- Motivate children
- Boost self-confidence



Directions: Carefully cut out the bookmark. Use it to keep track of your place in this Homework Helper.

Frank Schaffer

An imprint of Carson-Dellosa Publishing LLC
PO Box 35665
Greensboro, NC 27425 USA

www.carsondellosa.com