



FS109031

GRADE  
**1**

**HOMWORK HELPERS**

# FIRST GRADE ACTIVITIES

- Basic Skills •
- Extra Practice •
- Colorful Activities •



## Nifty Numbers

Use the number code to color.

1 = red

5 = yellow


8 = green

7 = brown

A. 
$$\begin{array}{r} 12 \\ + 3 \\ \hline 15 \end{array}$$

B. 
$$\begin{array}{r} 55 \\ + 33 \\ \hline 88 \end{array}$$

C. 
$$\begin{array}{r} 6 \\ + 2 \\ \hline 8 \end{array}$$



## **HOMWORK HELPERS**

Dear Adult,

Welcome to the **Homework Helpers** series! And congratulations on choosing the best in educational materials for your child.

This series is designed to be fun and rewarding. Watch as your child masters first-grade skills with these activities!

Suggestions on how to use this book:

- Find a quiet, comfortable place to work together.
- Make sure your child understands the directions.
- Have your child mark the circle at the top of each completed page.
- Tear out finished pages. Post them in a special place.
- Reward your child with the certificate on page 56.


Your child is sure to succeed with the **Homework Helpers** series.  
Look for the other titles in this series today!

Sincerely,

Frank Schaffer Publications

Frank Schaffer  
An imprint of Carson-Dellosa Publishing LLC  
PO Box 35665  
Greensboro, NC 27425 USA

# First Grade Activities



# Beginnings and Endings

Write each beginning sound.



\_\_\_un



\_\_\_an




\_\_\_et



\_\_\_ut



\_\_\_ig



\_\_\_ug

Write each ending sound.



ba\_\_\_



tu\_\_\_



mo\_\_\_



sa\_\_\_



fa\_\_\_



ja\_\_\_

# Short A

Fill in the blanks with the words in the box.

flat hat sad



1. The man is \_\_\_\_\_.



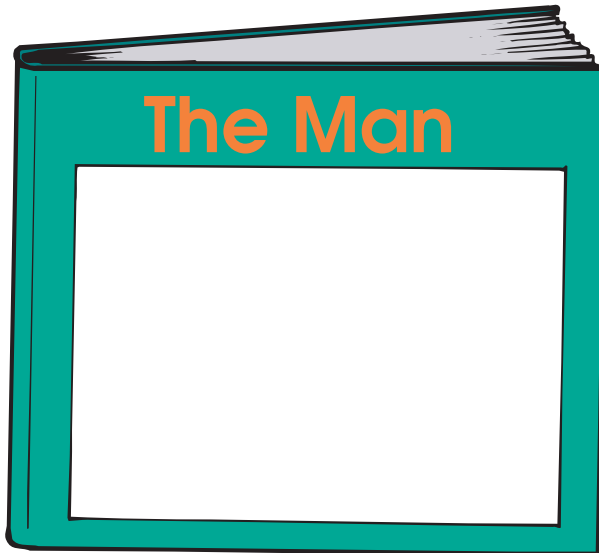
2. He sat on a \_\_\_\_\_.



3. The hat is \_\_\_\_\_.




Draw a picture to go with the sentences.



# Something's Missing

Write the missing vowels.




\_\_\_gg




k\_\_\_ng



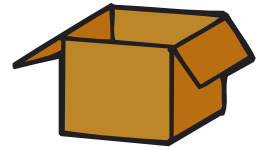
c\_\_\_t




\_\_\_nt



d\_\_\_ck




b\_\_\_x



h\_\_\_n



w\_\_\_g




s\_\_\_n



p\_\_\_n



st\_\_\_p



w\_\_\_b



# Almost the Same


**Synonyms** are words that mean the same or almost the same thing. Draw lines from each picture to its two synonyms.

jet



coat

bird



dish

jacket



fowl

plate



plane

rug




mat



# Not the Same

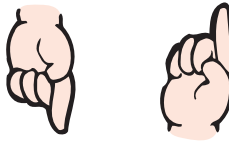
**Antonyms** are word opposites. Find the opposites. Match each word to a picture.

down



under

over




outside

push



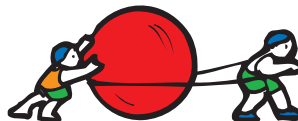
up

inside



pull

little



big

# Write Them Big



Rewrite the sentences with correct capitals.

1. can sam play with me?




---



---



---

2. matt and i like cake.




---



---



---

3. on monday we go to school.




---



---



---

4. i go to camp in june.




---



---



---

5. sara and pam are friends.





---



---



---



# Finish Them Off

Write the ending marks for each sentence.

1. Can I play with you \_\_\_\_\_

2. I can run and jump \_\_\_\_\_


3. The house is on fire \_\_\_\_\_

4. What is your name \_\_\_\_\_

5. How old are you \_\_\_\_\_

6. My name is Sally \_\_\_\_\_

7. This is a big surprise \_\_\_\_\_



# Read Carefully


1. Color **five** flowers **purple**. Color the other two **red**.



2. Draw **four yellow** buttons on Scott's coat. Color the coat **green**.



3. Jay worked until 5 o'clock. Show this time on the clock.



4. Mother Cat and her kittens want to play. Color Mother Cat **brown**. Color the kittens **orange**.



# You Decide

Circle **yes** or **no**.



- |                                 |            |           |
|---------------------------------|------------|-----------|
| 1. Does a dog have two ears?    | <b>yes</b> | <b>no</b> |
| 2. Can a frog push a truck?     | <b>yes</b> | <b>no</b> |
| 3. Will a fox eat a bird?       | <b>yes</b> | <b>no</b> |
| 4. Do pigs have wings?          | <b>yes</b> | <b>no</b> |
| 5. Will a seal eat a fish?      | <b>yes</b> | <b>no</b> |
| 6. Can a turtle fly?            | <b>yes</b> | <b>no</b> |
| 7. Can a seal swim?             | <b>yes</b> | <b>no</b> |
| 8. Can a cat read?              | <b>yes</b> | <b>no</b> |
| 9. Do giraffes have long necks? | <b>yes</b> | <b>no</b> |



# What Does It Mean?

Draw lines to match.

1. To pick up
2. To get to
3. Not as long as
4. Dog noise
5. Up to the time
6. A young frog
7. One who works with you



# Puzzling Words

Fill in the blanks in the puzzle and in the sentences. Use the words from the box.

1. <b>S</b>			2.
3.			

- soon
- nuts
- some
- eats

→ 1. Let's have \_\_\_\_\_ cookies.

↓ 2. My goat \_\_\_\_\_ anything.

→ 3. My cookie has \_\_\_\_\_.

↓ 1. I'll be home \_\_\_\_\_.

# Short and Long O

Read the sentences. Decide which picture goes with each sentence. Below the picture, print the word that is **bold**.

1. I have two **bones**.
2. There is a **hole** in it.
3. Mom **shops** for a hat.
4. The **hose** is on now.
5. I want the two **dolls**.
6. What a good **shot**!

		
<hr style="border-top: 1px dashed red;"/>	<hr style="border-top: 1px dashed red;"/>	<hr style="border-top: 1px dashed red;"/>
		
<hr style="border-top: 1px dashed red;"/>	<hr style="border-top: 1px dashed red;"/>	<hr style="border-top: 1px dashed red;"/>




# Let's Pause to Think

Read the sentences. Put an X by the sentence that answers the question. Watch for commas!

1. Which tells about 3 things?

- Bring me an apple, juice, soup, and a roll.
- Bring me an apple juice, soup, and a roll.




2. Which tells about 4 children?



- Miss Brown read a book to John, Mary, Lee, and Max.
- Miss Brown read a book to John, Mary Lee, and Max.

3. Which tells about 3 things?

- The boy can see a birdhouse, tree, and fence.
- The boy can see a bird, house, tree, and fence.



# Some Super Signs

Look at each sign. Read the questions. Circle the correct answers.

A.



B.



C.



D.



- Which sign tells you not to walk there?  
 Sign A                      Sign D                      Sign B
- Which sign tells you that something is for sale?  
 Sign C                      Sign B                      Sign A
- Which sign tells you which way to the pool?  
 Sign B                      Sign C                      Sign A
- Which sign tells you how to get out?  
 Sign C                      Sign B                      Sign D


# Who or What?

Circle the right word in each box.

1. The ducks are on the grass.

She  
They

are walking.



2. The flower is by the pond.

It  
He


is red.



3. Fish can swim.

We  
They

can go fast.



4. Jed is by the boat.

He  
She


will go for a ride.



5. Jane can swim.

He  
She

has a good time.



# Flower Power

Use the code to color the short vowel words.

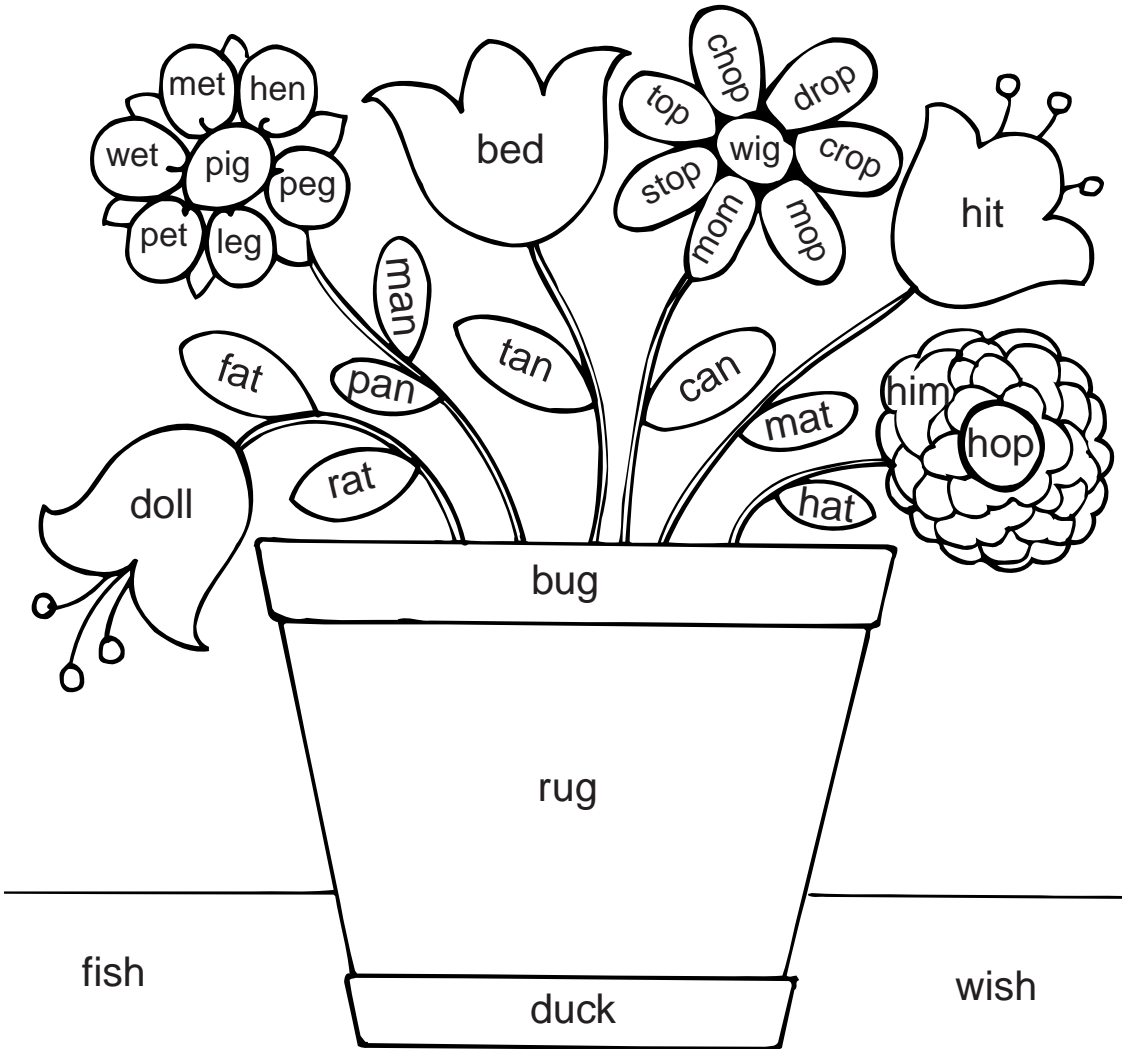
**a = green**

**e = orange**

**i = yellow**

**o = purple**

**u = brown**



# Spring Fling

Use the code to color the long vowel words.


**a = green**

**e = yellow**

**i = orange**

**o = red**

**u = blue**




# Table of Contents

1. What page is "Cats" on? \_\_\_\_\_
2. What page is "Snakes" on? \_\_\_\_\_
3. What page is "Baseball" on? \_\_\_\_\_
4. What page is "Space" on? \_\_\_\_\_
5. What page is "Dogs" on? \_\_\_\_\_
6. What page is "Trees" on? \_\_\_\_\_
7. What page is "Bugs" on? \_\_\_\_\_



## Table of Contents

Cats . . . . .	1
Bugs . . . . .	6
Snakes. . . . .	10
Trees . . . . .	15
Space . . . . .	24
Dogs . . . . .	31
Baseball . . . . .	36



# Sentence Scramble

Unscramble the words so that the sentences make sense. Then, color the pictures.

1. red. The apple is

\_\_\_\_\_

\_\_\_\_\_

\_\_\_\_\_




2. pig pink is sleeping. The

\_\_\_\_\_

\_\_\_\_\_

\_\_\_\_\_



3. am going to I school.

\_\_\_\_\_

\_\_\_\_\_

\_\_\_\_\_



4. like to I ball. play

\_\_\_\_\_

\_\_\_\_\_

\_\_\_\_\_




5. in box? is What the

\_\_\_\_\_


\_\_\_\_\_

\_\_\_\_\_



# Color Word Search

Circle these color words: **red**, **yellow**, **blue**, **black**, **brown**, **white**, **green**, **purple**, and **orange**. The words can go across or down.





# Nifty Numbers

Use the number code to color.

**1 = red**

**2 = blue**

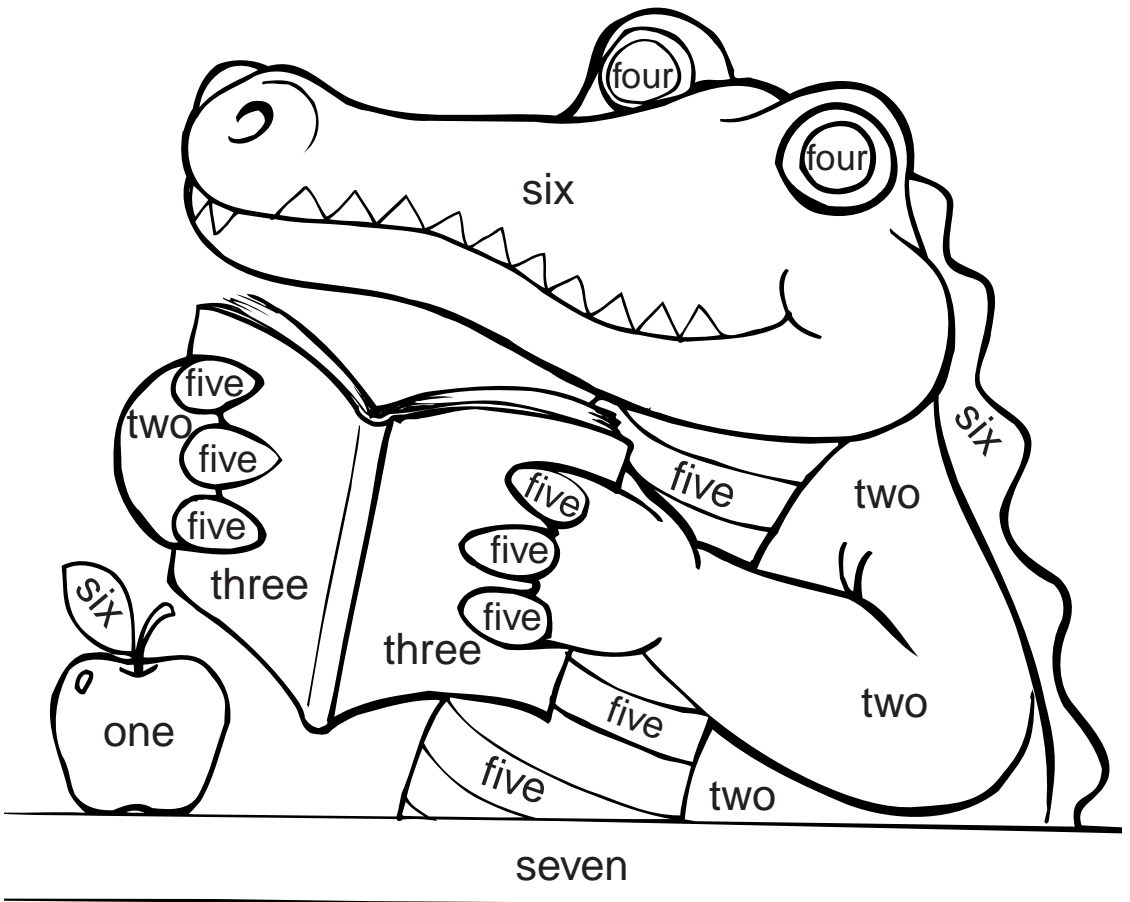
**3 = purple**

**4 = black**

**5 = yellow**

**6 = green**

**7 = brown**



# ? Make the Change ?

Move the words around to change these telling sentences into asking sentences.



1. I may have a cookie.

---



---



---

2. I will go to school.




---



---



---

3. I may run and jump.




---



---



---

4. I may eat the soup.




---



---



---

5. He can read this book.




---



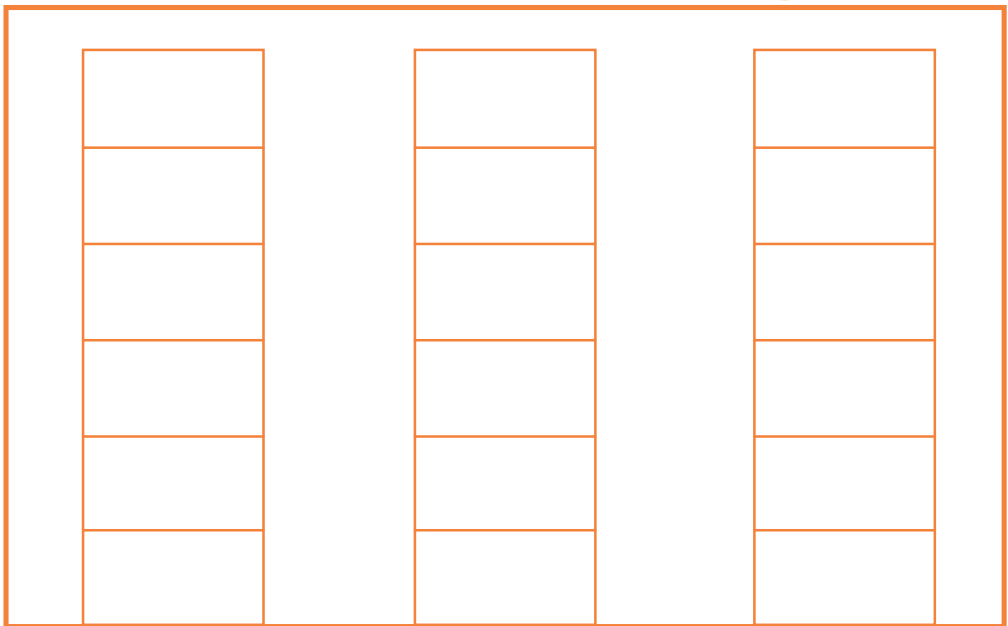

---



---

# Bar Graph Fun

Fill in the bar graph for the correct number of toys in each category.



Animals

Transportation

Balls

# Eat Your Veggies

Vegetables are good for you. Vegetables can be green, yellow, brown, red, or orange. Some vegetables taste sweet. Some vegetables are soft, and others are crunchy. Carrots grow under the ground. Peas grow in a pod. Green beans grow on a vine.



# Eat Your Veggies (continued)

Answer the questions.



1. What colors are vegetables?

---



---



---



---



---

2. How do some vegetables taste?




---



---



---

3. What soft vegetables do you eat?




---



---



---

4. What crunchy vegetables do you eat?




---



---



---

5. What are some ways vegetables grow?




---



---



---



---



---

# Make a List

You are having a party. List the people whom you want to invite. Then, list the food you will have at the party.




## Guests

1. \_\_\_\_\_  
\_\_\_\_\_
2. \_\_\_\_\_  
\_\_\_\_\_
3. \_\_\_\_\_  
\_\_\_\_\_
4. \_\_\_\_\_  
\_\_\_\_\_
5. \_\_\_\_\_  
\_\_\_\_\_

## Food

1. \_\_\_\_\_  
\_\_\_\_\_
2. \_\_\_\_\_  
\_\_\_\_\_
3. \_\_\_\_\_  
\_\_\_\_\_
4. \_\_\_\_\_  
\_\_\_\_\_
5. \_\_\_\_\_  
\_\_\_\_\_



# Party Time

Remember your party lists. It is time to send out the invitations. Fill in the blanks for your party.



## Please Come to a Party!

For \_\_\_\_\_

Place: \_\_\_\_\_

Time: \_\_\_\_\_

Given by \_\_\_\_\_



# Party Time Thank-You

The party is over. It was so much fun! Write a thank-you note to someone who came to the party.

**Thank You!**





# Compound It

Draw lines between pairs of words to make compound words. Then, write the words.


pine

corn

\_\_\_\_\_

-----

\_\_\_\_\_




bird

apple

\_\_\_\_\_

-----

\_\_\_\_\_



hot

ball

\_\_\_\_\_

-----

\_\_\_\_\_



pop

dog

\_\_\_\_\_

-----

\_\_\_\_\_



foot

house

\_\_\_\_\_


-----

\_\_\_\_\_




# Plants

Plants need water, sun, soil, and air to grow. Some plants have flowers. Plants grow from seeds. Some parts of a plant are the stem, the roots, and the leaves.



# Plants (continued)

Answer the questions.



1. What do plants need to grow?

---



---



---

2. What do plants grow from?

---



---



3. What are some plant parts?

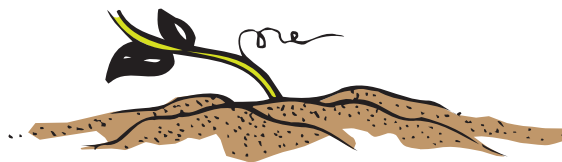
---



---



---



# Think about It

Write **T** if the sentence is true and **F** if the sentence is false.

1. \_\_\_\_\_ A dog has four legs.



2. \_\_\_\_\_ The fish swims in the lake.



3. \_\_\_\_\_ Noon is during the day.



4. \_\_\_\_\_ A cat is a mammal.



5. \_\_\_\_\_ A stop sign is blue.



6. \_\_\_\_\_ Seals eat fish.



7. \_\_\_\_\_ A baby can drive a car.



# Figure It Out

Fill in the blanks in the puzzle and in the sentences. Use words from the box. Some words will be left over.

1. a			2.
3.			

- apes
- size
- time
- aunt
- dine
- shoe

→ 1. I saw \_\_\_\_\_ at the zoo.

↓ 2. There is a hole in my \_\_\_\_\_.

→ 3. It is \_\_\_\_\_ to eat.

↓ 1. My \_\_\_\_\_ loves me.

# Last but Not Least


Double the ending consonant and add **ing** to each word. Then, write the new word.

1. hop

\_\_\_\_\_

\_\_\_\_\_

\_\_\_\_\_



2. wag

\_\_\_\_\_

\_\_\_\_\_

\_\_\_\_\_



3. skip

\_\_\_\_\_

\_\_\_\_\_

\_\_\_\_\_



4. run

\_\_\_\_\_

\_\_\_\_\_

\_\_\_\_\_



5. flap

\_\_\_\_\_

\_\_\_\_\_

\_\_\_\_\_



# What Did You Do?

Drop the **e** and add **ed**. Write each new word.

1. hike

\_\_\_\_\_

\_\_\_\_\_

\_\_\_\_\_




2. smile

\_\_\_\_\_

\_\_\_\_\_

\_\_\_\_\_



3. rake

\_\_\_\_\_

\_\_\_\_\_

\_\_\_\_\_



4. bake

\_\_\_\_\_

\_\_\_\_\_

\_\_\_\_\_



5. love

\_\_\_\_\_

\_\_\_\_\_

\_\_\_\_\_




# Can You Guess?

Draw a line to the picture that answers each riddle.

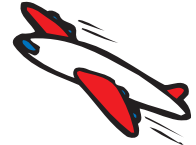
1. What has long ears and hops?



2. What stings and likes flowers?




3. What has eight legs and spins webs?



4. What can fly and has a door?



5. What has 12 numbers and ticks?





# Rhyme Time

Add more words to the rhyme ladders.

The image features three vertical ladders, each with seven rungs. The rungs are horizontal lines on a green ladder frame. The first two rungs of each ladder contain a word in a dashed font for tracing. The words are: 'take' on the first rung and 'lake' on the second rung of the first ladder; 'seat' on the first rung and 'meat' on the second rung of the second ladder; and 'mop' on the first rung and 'hop' on the second rung of the third ladder. The remaining five rungs on each ladder are blank. At the base of each ladder, there are two cartoon ladybugs. One ladybug is red with black spots and a yellow face, and the other is yellow with red spots and a red face. They are positioned as if they are climbing or standing near the ladders.



# Fill It In



Write in the missing numbers.

1			4					9	
	12					17			
		23					28		
31				35					
	42								
			54						
	62					67			
		73							
					86				
				95					



# Awesome Addition

Add.

A.

$\begin{array}{r} 3 \\ + 2 \\ \hline \end{array}$	$\begin{array}{r} 4 \\ + 3 \\ \hline \end{array}$	$\begin{array}{r} 5 \\ + 1 \\ \hline \end{array}$	$\begin{array}{r} 7 \\ + 0 \\ \hline \end{array}$
---	---	---	---

B.

$\begin{array}{r} 5 \\ + 6 \\ \hline \end{array}$	$\begin{array}{r} 6 \\ + 4 \\ \hline \end{array}$	$\begin{array}{r} 8 \\ + 4 \\ \hline \end{array}$	$\begin{array}{r} 5 \\ + 5 \\ \hline \end{array}$
---	---	---	---

C.

$\begin{array}{r} 7 \\ + 3 \\ \hline \end{array}$	$\begin{array}{r} 8 \\ + 5 \\ \hline \end{array}$	$\begin{array}{r} 8 \\ + 8 \\ \hline \end{array}$	$\begin{array}{r} 3 \\ + 4 \\ \hline \end{array}$
---	---	---	---

D.

$\begin{array}{r} 9 \\ + 3 \\ \hline \end{array}$	$\begin{array}{r} 7 \\ + 2 \\ \hline \end{array}$	$\begin{array}{r} 5 \\ + 4 \\ \hline \end{array}$	$\begin{array}{r} 3 \\ + 3 \\ \hline \end{array}$
---	---	---	---

E.

$\begin{array}{r} 4 \\ + 7 \\ \hline \end{array}$	$\begin{array}{r} 8 \\ + 6 \\ \hline \end{array}$	$\begin{array}{r} 9 \\ + 4 \\ \hline \end{array}$	$\begin{array}{r} 0 \\ + 8 \\ \hline \end{array}$
---	---	---	---

# Butterfly Subtraction

Subtract.

$$\begin{array}{r} 8 \\ - 5 \\ \hline \end{array} \quad \begin{array}{r} 9 \\ - 2 \\ \hline \end{array}$$

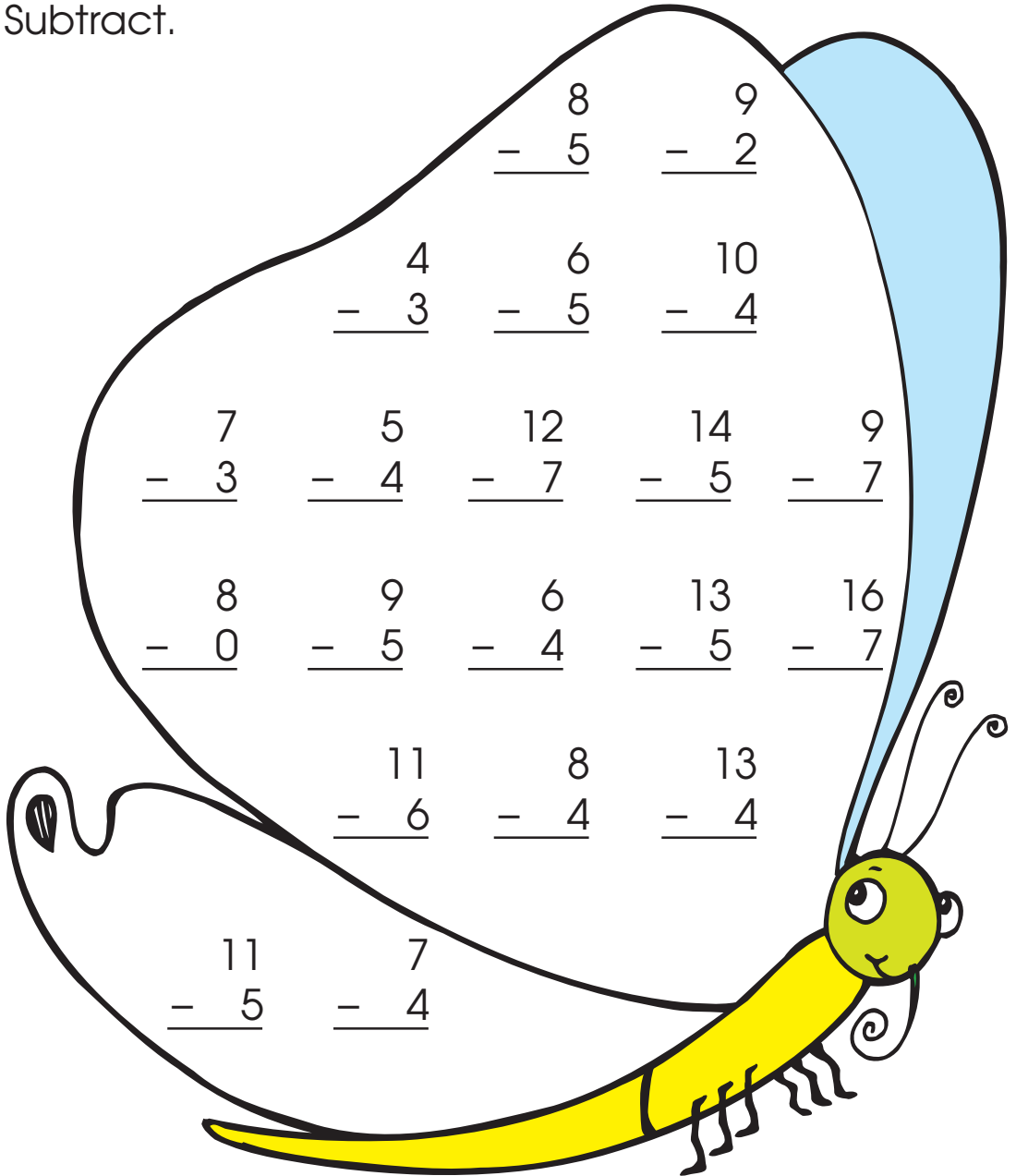
$$\begin{array}{r} 4 \\ - 3 \\ \hline \end{array} \quad \begin{array}{r} 6 \\ - 5 \\ \hline \end{array} \quad \begin{array}{r} 10 \\ - 4 \\ \hline \end{array}$$

$$\begin{array}{r} 7 \\ - 3 \\ \hline \end{array} \quad \begin{array}{r} 5 \\ - 4 \\ \hline \end{array} \quad \begin{array}{r} 12 \\ - 7 \\ \hline \end{array} \quad \begin{array}{r} 14 \\ - 5 \\ \hline \end{array} \quad \begin{array}{r} 9 \\ - 7 \\ \hline \end{array}$$

$$\begin{array}{r} 8 \\ - 0 \\ \hline \end{array} \quad \begin{array}{r} 9 \\ - 5 \\ \hline \end{array} \quad \begin{array}{r} 6 \\ - 4 \\ \hline \end{array} \quad \begin{array}{r} 13 \\ - 5 \\ \hline \end{array} \quad \begin{array}{r} 16 \\ - 7 \\ \hline \end{array}$$

$$\begin{array}{r} 11 \\ - 6 \\ \hline \end{array} \quad \begin{array}{r} 8 \\ - 4 \\ \hline \end{array} \quad \begin{array}{r} 13 \\ - 4 \\ \hline \end{array}$$

$$\begin{array}{r} 11 \\ - 5 \\ \hline \end{array} \quad \begin{array}{r} 7 \\ - 4 \\ \hline \end{array}$$



# What's the Scoop?


Add.

A.       $\begin{array}{r} 12 \\ + 3 \\ \hline \end{array}$        $\begin{array}{r} 11 \\ + 12 \\ \hline \end{array}$        $\begin{array}{r} 54 \\ + 32 \\ \hline \end{array}$        $\begin{array}{r} 71 \\ + 28 \\ \hline \end{array}$        $\begin{array}{r} 96 \\ + 3 \\ \hline \end{array}$        $\begin{array}{r} 70 \\ + 18 \\ \hline \end{array}$

B.       $\begin{array}{r} 55 \\ + 33 \\ \hline \end{array}$        $\begin{array}{r} 16 \\ + 82 \\ \hline \end{array}$        $\begin{array}{r} 35 \\ + 64 \\ \hline \end{array}$        $\begin{array}{r} 17 \\ + 42 \\ \hline \end{array}$        $\begin{array}{r} 81 \\ + 17 \\ \hline \end{array}$        $\begin{array}{r} 13 \\ + 15 \\ \hline \end{array}$


C.       $\begin{array}{r} 64 \\ + 24 \\ \hline \end{array}$        $\begin{array}{r} 78 \\ + 11 \\ \hline \end{array}$        $\begin{array}{r} 22 \\ + 65 \\ \hline \end{array}$        $\begin{array}{r} 14 \\ + 33 \\ \hline \end{array}$        $\begin{array}{r} 40 \\ + 50 \\ \hline \end{array}$        $\begin{array}{r} 60 \\ + 15 \\ \hline \end{array}$

D.       $\begin{array}{r} 18 \\ + 41 \\ \hline \end{array}$        $\begin{array}{r} 44 \\ + 22 \\ \hline \end{array}$        $\begin{array}{r} 15 \\ + 44 \\ \hline \end{array}$        $\begin{array}{r} 49 \\ + 30 \\ \hline \end{array}$        $\begin{array}{r} 19 \\ + 50 \\ \hline \end{array}$        $\begin{array}{r} 43 \\ + 16 \\ \hline \end{array}$




# Time Flies



Draw hands on the clocks.




12:00




4:30




8:00




5:30




7:00



6:30




3:00



9:30

# Rockin' Roller Coaster

Write numbers on the cars, counting by 5s.




# Be a Super Solver

1. Mary saw 4 chickens by the barn. Then, she saw 3 more hiding by the gate. How many chickens did Mary see? Show your work.



\_\_\_\_\_ chickens

2. John had 8 cookies. He gave 5 to his sister. How many cookies did John have left? Show your work.



\_\_\_\_\_ cookies

3. Jim and Pam have 8 balls in all. Jim has 2 more than Pam.

How many balls does Jim have? \_\_\_\_\_

How many balls does Pam have? \_\_\_\_\_


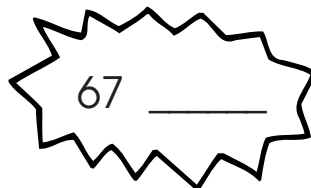



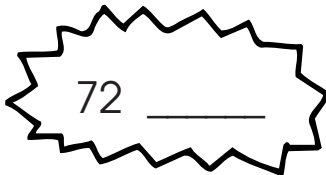


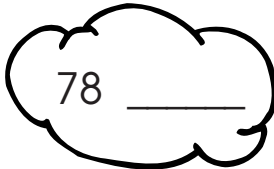
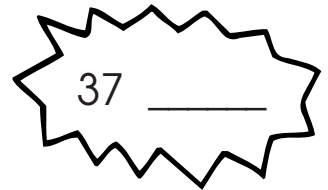


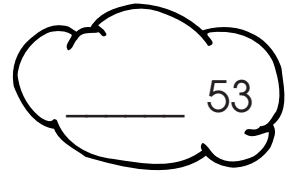




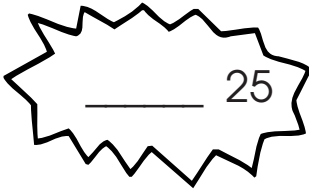
Show your work.





# Before and After

Write the numbers that come before or after.



# Greater Than, Less Than

Write the correct signs.

> means greater than      < means less than

9 \_\_\_ 6

3 \_\_\_ 8

5 \_\_\_ 7

12 \_\_\_ 18

16 \_\_\_ 13

6 \_\_\_ 2

11 \_\_\_ 9

17 \_\_\_ 20

24 \_\_\_ 11

40 \_\_\_ 50

13 \_\_\_ 9

6 \_\_\_ 13

71 \_\_\_ 14

9 \_\_\_ 40

60 \_\_\_ 71

18 \_\_\_ 7

80 \_\_\_ 14

31 \_\_\_ 50

# Use Good Cents

Count the money. Write each amount.

A.  \_\_\_\_\_ ¢

B.  \_\_\_\_\_ ¢

C.  \_\_\_\_\_ ¢

D.  \_\_\_\_\_ ¢


E.  \_\_\_\_\_ ¢

F.  \_\_\_\_\_ ¢

# Circle Up

Circle the coins to show each amount.

35¢



20¢



14¢



43¢



25¢



54¢



30¢



47¢



# Hide and Seek


Fill in the blanks with **st**, **sn**, or **sm**. Then, circle each word in the puzzle.


1.  \_\_\_\_\_ow


4.  \_\_\_\_\_ar

2.  \_\_\_\_\_ile

5.  \_\_\_\_\_ail

3.  \_\_\_\_\_oke


6.  \_\_\_\_\_amp



t	s	n	a	i	l	s	s
s	n	o	k	e	r	m	t
k	o	k	h	u	c	i	a
b	w	s	t	e	l	l	r
l	g	s	m	o	k	e	v
s	t	a	m	p	f	w	d

# Lift Off!

Count by tens. Connect the dots from 10 to 100.



## Page 2

sun, man, pet, nut, wig, bug;  
bat, tub, mop, sad, fan, jar

## Page 3

1. sad 2. hat 3. flat

## Page 4

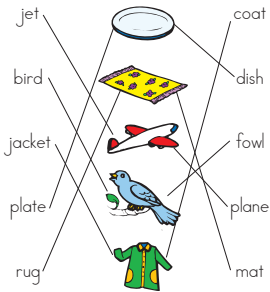
egg, king, cat, ant, duck, box,  
hen, wig, sun, pan, stop, web

## Page 5

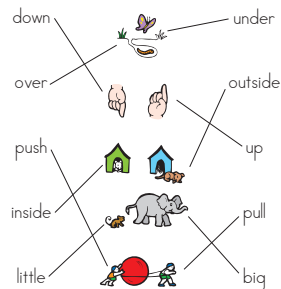
Answers will vary.

Suggestions: fail, pail, tail,  
rail, hail, nail, train, pain, gain,  
bait; road, load, float, moan,  
foal, coat; bee, see, knee,  
flee, meet, beet, feet, feel,  
reel, kneel, peel, sleep, steep,  
jeep

## Page 6



## Page 7



## Page 8

1. Can Sam play with me?
2. Matt and I like cake.
3. On Monday we go to school.
4. I go to camp in June.
5. Sara and Pam are friends.

## Page 9

1. ? 2. . 3. ! 4. ?
5. ? 6. . 7. !

## Page 10

Page should be completed according to directions.

## Page 11

1. yes 2. no 3. yes
4. no 5. yes 6. no
7. yes 8. no 9. yes

## Page 12

1. lift 2. reach
3. shorter 4. bark
5. until 6. tadpole
7. helper

## Page 13

s	o	m	e
o			a
o			t
n	u	t	s

1. some 2. eats
3. nuts 4. soon

## Page 14

Going across: hole, hose,  
shops, shot, bones, dolls

## Page 15

1. Bring me an apple juice, soup, and a roll.
2. Miss Brown read a book to John, Mary, Lee, and Max.
3. The boy can see a birdhouse, tree, and fence.

## Page 16

1. D 2. C 3. A 4. B

## Page 17

1. They 2. It 3. They
4. He 5. She

## Page 18

Page should be completed according to directions.

## Page 19

Page should be completed according to directions.

## Page 20

1. 1 2. 10 3. 36
4. 24 5. 31 6. 15
7. 6

## Page 21

1. The apple is red.
2. The pink pig is sleeping.
3. I am going to school.
4. I like to play ball.
5. What is in the box?

## Page 22

m	e	r	s	i	b	g	r
u	e	e	r	e	r	r	u
n	y	l	i	f	o	e	p
m	e	b	n	s	w	e	u
s	i	p	f	o	n	n	r
b	l	u	e	r	w	p	l
l	o	y	o	a	i	h	l
a	w	c	e	n	e	i	e
c	b	t	p	g	f	t	l
k	s	n	r	e	d	e	m

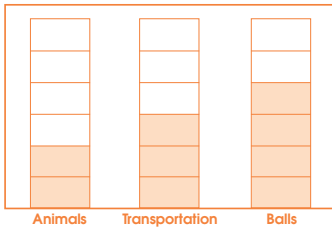
**Page 23**

Page should be completed according to directions.

**Page 24**

1. May I have a cookie?
2. Will I go to school?
3. May I run and jump?
4. May I eat the soup?
5. Can he read this book?

**Page 25**



**Page 27**

Accept reasonable answers.

**Page 28**

Answers will vary.

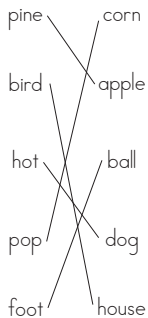
**Page 29**

Answers will vary.

**Page 30**

Answers will vary.

**Page 31**



**Page 33**

Accept reasonable answers.

**Page 34**

1. T
2. T
3. T
4. T
5. F
6. T
7. F

**Page 35**

a	p	e	s
u			h
n			o
t	i	m	e

1. apes
2. shoe
3. time
4. aunt

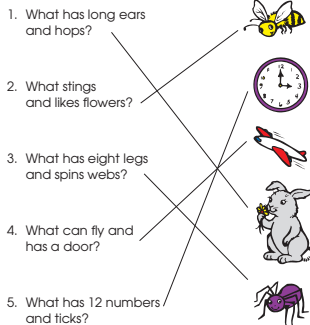
**Page 36**

1. hopping
2. wagging
3. skipping
4. running
5. flapping

**Page 37**

1. hiked
2. smiled
3. raked
4. baked
5. loved

**Page 38**



**Page 39**

Answers will vary.  
 Suggestions: bake, cake, rake, fake, wake, stake; neat, beat, seat, heat, wheat; cop, pop, top, stop, flop, crop

**Page 40**

1	2	3	4	5	6	7	8	9	10
11	12	13	14	15	16	17	18	19	20
21	22	23	24	25	26	27	28	29	30
31	32	33	34	35	36	37	38	39	40
41	42	43	44	45	46	47	48	49	50
51	52	53	54	55	56	57	58	59	60
61	62	63	64	65	66	67	68	69	70
71	72	73	74	75	76	77	78	79	80
81	82	83	84	85	86	87	88	89	90
91	92	93	94	95	96	97	98	99	100

**Page 41**

- A. 5, 7, 6, 7
- B. 11, 10, 12, 10
- C. 10, 13, 16, 7
- D. 12, 9, 9, 6
- E. 11, 14, 13, 8

**Page 42**


- 3, 7  
 1, 1, 6  
 4, 1, 5, 9, 2  
 8, 4, 2, 8, 9  
 5, 4, 9  
 6, 3

**Page 43**

- A. 15, 23, 86, 99, 99, 88
- B. 88, 98, 99, 59, 98, 28
- C. 88, 89, 87, 47, 90, 75
- D. 59, 66, 59, 79, 69, 59



**Page 44**



**Page 45**

5, 10, 15, 20, 25, 30, 35, 40, 45, 50, 55, 60, 65, 70, 75, 80, 85, 90, 95, 100

**Page 46**

1. 7    2. 3    3. 5, 3

**Page 47**

24, 49, 57  
71, 67, 52  
47, 92, 38  
79, 49, 18  
73, 13, 35  
94, 68, 41

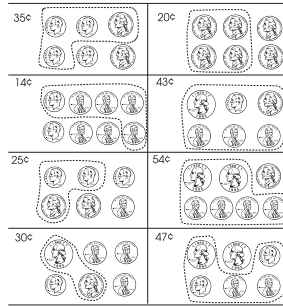
**Page 48**

>, <, <  
<, >, >  
>, <, >  
<, >, <  
>, <, <  
>, >, <

**Page 49**

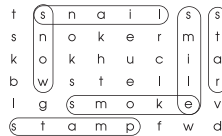
A. 25¢    B. 21¢    C. 27¢  
D. 19¢    E. 36¢    F. 41¢

**Page 50**




**Page 51**

1. snow    4. star
2. smile    5. snail
3. smoke    6. stamp



**Page 52**






---

**is fantastic at  
first grade activities!**

**Way to go!**




---

signature

---

date





# BIG learning fun in a little workbook!

## **HOMEWORK HELPERS**

- Reinforce basic skills
- Motivate children
- Boost self-confidence



**Directions:** Carefully cut out the bookmark. Use it to keep track of your place in this Homework Helper.

**Frank Schaffer**

An imprint of Carson-Dellosa Publishing LLC  
PO Box 35665  
Greensboro, NC 27425 USA

[www.carsondellosa.com](http://www.carsondellosa.com)