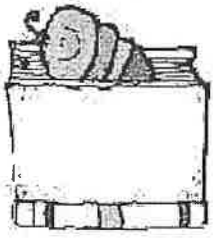


10 Ways to Prepare Your Child for KINDERGARTEN



1. Read **books** everyday.
2. Develop **fine motor skills**: holding a pencil, coloring, cutting with scissors.
3. Print **first name** with *only* the first letter capitalized.
4. Learn to follow 2-step **instructions**: "Please go get your shoes and then put them on."
5. Use good **manners**: "Please" and "Thank You"
6. Talk about **social skills**: sharing, taking turns, positive words, talk about handling anger.
7. Help your child take **responsibility**: clean up messes, dress themselves, get their own snacks.
8. Practice **number recognition**: Count objects daily.
9. Practice **letter and sound recognition**. Practice saying the letters and their sounds every day.
10. Build **self-esteem**. Praise your child often because Kindergarten is hard!



Summer Book Bingo

After reading these books to your child, have your child color the square or place a sticker over the square. Keep going until you fill the chart!

READ BOOKS BY MO WILLEMS.	Relax & read a book outside.	check out a book from the public library.	Read a fairy tale.	Read a children's magazine.
Read a non-fiction book	Read a book by Jan Brett and pick an activity from janbrett.com .	Read or recite nursery rhymes.	Tell a family member all about a book you like. Who are the characters? What do they do? What do they say?	Go to storylineonline.net to have a book read to you.
Read books by Laura Numeroff.	Read a poem from a poetry book for children.	Make your own book and read it to a family member or friend.	READ A BOOK ABOUT ANIMALS.	Read books by Eric Carle.
READ A BOOK ABOUT THE BEACH OR OCEAN.	READ A BOOK TO LEARN ABOUT A TOPIC THAT INTERESTS YOU.	Listen to an audio book.	Draw or paint a picture about a book you have read.	Read a counting book.

Name: _____

A A A A A A A A A A
V V V V V V V V V V

A A A A A A A A A A
V V V V V V V V V V

A A A A A A A A A A
V V V V V V V V V V

A A A A A A A A A A
V V V V V V V V V V

Name _____

Practice Sheet

Aa Bb Cc Dd Ee Ff

Gg Hh Ii Jj Kk Ll Mm

Nn Oo Pp Qq Rr Ss Tt

Uu Vv Ww Xx Yy Zz

Aa Bb Cc Dd Ee Ff

Gg Hh Ii Jj Kk Ll Mm

Nn Oo Pp Qq Rr Ss Tt

Uu Vv Ww Xx Yy Zz

Directions: Practice writing your first name on each line.

Ask your child to identify each uppercase letter.

S	M	E	P	L
Q	B	H	F	C
W	R	A	U	Y
G	V	T	K	N
X	D	O	I	Z
J				

Ask your child to identify each letter sound.

h	d	m	f	j
l	q	g	i	c
e	y	n	b	r
p	a	s	v	o
x	t	w	u	z
k				

Ask your child to identify each lowercase letter.

h	d	m	f	j
l	q	g	i	c
e	y	n	b	r
p	a	s	v	o
x	t	w	u	z
k				

Color the b's green. Color the d's yellow.

b d b b d
b b d d d
d d b d b d
b b d b b

Match the uppercase letter to the lowercase letter.



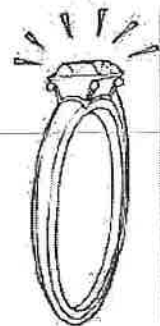
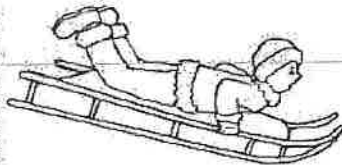
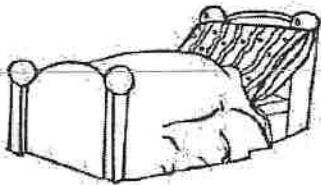

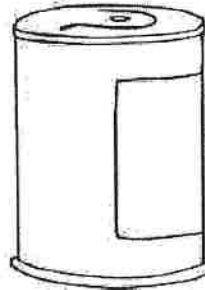




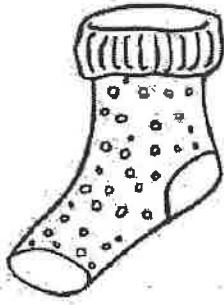
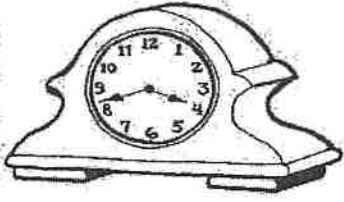
A	k
D	f
K	p
F	a
P	d

U	w
I	f
K	u
W	q
Q	i

Y	n
B	e
E	c
N	b
C	y

J	t
H	e
M	j
T	h
Z	m

Color, cut out the cards, and play a rhyming match game!



100




Math



Below are a list of skills that your child should know/be familiar with upon entering Kindergarten to ensure their success.

- Count from 0 to 30 in the correct order
- Recognize numerals 0-10
- Count objects up to 5
- Recognize simple patterns
- Understand measurement (when given a picture of a giraffe and a dog, your child should be able to tell you that the giraffe is taller than the dog)
- Recognize circle, triangle, and square
- Make simple drawings with shapes (use a square and a triangle on top to create a house)

Color the left hand blue.



Color the right hand red.



Name: _____

Writing Your Address

Write your address on the lines below.


Four sets of handwriting lines, each consisting of a solid top line, a dashed middle line, and a solid bottom line.

Draw a picture of where you live.

A large empty rectangular box for drawing a picture of where the student lives.



I know my phone number!



Practice
dialing your
phone
number

Practice writing
your phone number

_____ - _____ - _____

_____ - _____ - _____

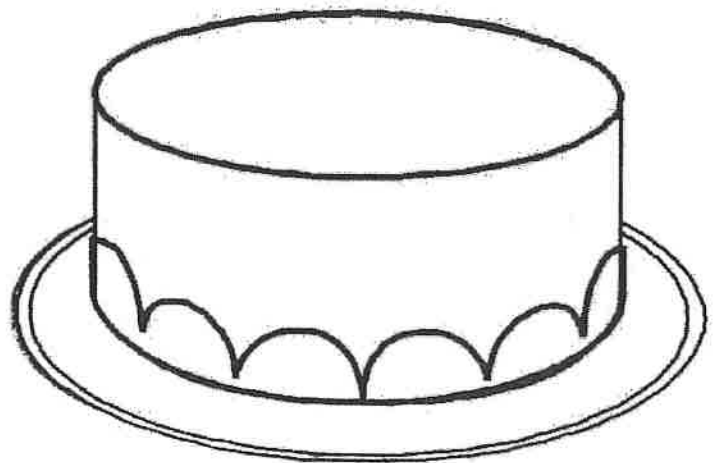
_____ - _____ - _____

My Birthday is on:

I am _____ years old.

How old will you be on
your next birthday?











Draw the correct
number of candles on
the cake.



Name: _____

1 .	
2 ..	2 2 2 2 2 2
3 ...	3 3 3 3 3 3
4	4 4 4 4 4 4
5	5 5 5 5 5 5
6	6 6 6 6 6 6
7	7 7 7 7 7 7
8	8 8 8 8 8 8
9	9 9 9 9 9 9
10	10 10 10 10 10

Name: _____


11		11	11	11	11	11
12		12	12	12	12	12
13		13	13	13	13	13
14		14	14	14	14	14
15		15	15	15	15	15
16		16	16	16	16	16
17		17	17	17	17	17
18		18	18	18	18	18
19		19	19	19	19	19
20		20	20	20	20	20

Websites for Fun & Learning!

Starfall.com



<http://www.starfall.com/>




<http://www.scholastic.com/clifford/>



<http://www.seussville.com/>



http://www.fisher-price.com/en_US/GamesAndActivities/onlinegames/index.html



<http://www.funbrain.com/>



<http://pbskids.org/games/index.html>



<http://pbskids.org/sesame/>



Where jelly beans ripen under tropical rainbows.

<http://www.meddybemps.com/>



<http://funschool.kaboose.com/preschool/games/index.html>



Kindersite

<http://www.kindersite.org/Directory/DirectoryFrame.htm>

