

Dear Upcoming Second Graders,

I am SO excited to have your child in my class for the 2024-2025 school year! Summer homework packets for rising second graders are coming home today. The homework packet is a Carson Dellosa booklet that is over first grade concepts that your child has already learned this school year. It is a review just to keep their brain active this summer! Please complete the booklet and return it on the first day of school. If your child works on a couple of pages a day, then he/she will be right on track to complete it!

In addition to the booklet, please have your child read at least one book this summer, so that when we begin Accelerated Reader in August, they will be ready for a quiz. In short, Accelerated Reader is a reading program in which students will read books of their choosing, and can take short, multiple choice quizzes in order to earn points. AR also has a STAR test that I administer at the beginning of the year and at the end of each quarter, which tells us where your child is reading. (It also helps me track their growth throughout the year.) It will give your child a reading level which will help them choose books throughout the year that are just right for them. I will discuss AR more at our parent meeting in August, and can answer any questions then. Until then, if there is a book your child wants to read or just loves, you can look it up on www.arbookfind.com to see if it is an AR book.

I would like to encourage you to sign your child up for a summer reading program like the one at the Sara Hightower Library.

Again, I look so forward to having your child in my class next year! I pray that you all have a safe and fun-filled summer break!

-Ms. Ferguson

HOMEWORK HELPERS

Dear Adult,

Welcome to the Homework Helpers series! And congratulations on choosing the best in educational materials for your child.

This series is designed to be fun and rewarding. Watch as your child masters first-grade skills with these activities!

Suggestions on how to use this book:

- Find a quiet, comfortable place to work together.
- Make sure your child understands the directions.
- Have your child mark the circle at the top of each completed page.
- Tear out finished pages. Post them in a special place.
- Reward your child with the certificate on page 56.

Your child is sure to succeed with the Homework Helpers series.
Look for the other titles in this series today!

Sincerely,


Frank Schaffer Publications

Frank Schaffer
An imprint of Carson-Dellosa Publishing LLC
PO Box 35665
Greensboro, NC 27425 USA

© 2009, Carson-Dellosa Publishing LLC. The purchase of this material entitles the buyer to reproduce worksheets and activities for classroom use only—not for commercial resale. Reproduction of these materials for an entire school or district is prohibited. No part of this book may be reproduced (except as noted above), stored in a retrieval system, or transmitted in any form or by any means (mechanically, electronically, recording, etc.) without the prior written consent of Carson-Dellosa Publishing LLC. Frank Schaffer is an imprint of Carson-Dellosa Publishing LLC.







ISBN 978-1-4838-2139-9

First Grade Activities


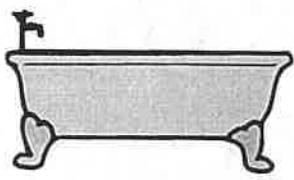






Beginnings and Endings

Write each beginning sound.

 <p>____un</p>	 <p>____an</p>	 <p>____et</p>
 <p>____ut</p>	 <p>____ig</p>	 <p>____ug</p>

Write each ending sound.

 <p>ba____</p>	 <p>tu____</p>	 <p>mo____</p>
 <p>sa____</p>	 <p>fa____</p>	 <p>ja____</p>

Short A

Fill in the blanks with the words in the box.

flat hat sad



1. The man is _____




2. He sat on a _____



3. The hat is _____



Draw a picture to go with the sentences.



Something's Missing


Write the missing vowels.




__gg




k__ng



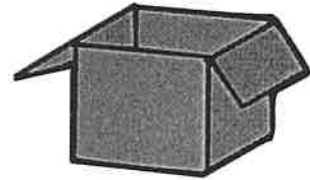
c__t




__nt



d__ck



b__x



h__n



w__g



s__n



p__n



st__p

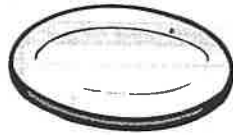


w__b

Almost the Same

Synonyms are words that mean the same or almost the same thing. Draw lines from each picture to its two synonyms.

jet



coat

bird




dish

jacket



fowl

plate



plane

rug

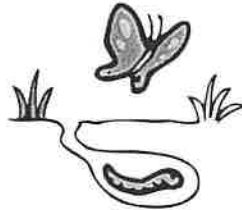


mat

Not the Same

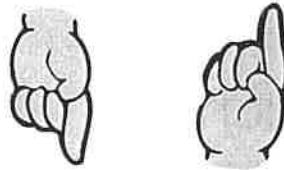
Antonyms are word opposites. Find the opposites.
Match each word to a picture.

down



under

over




outside

push



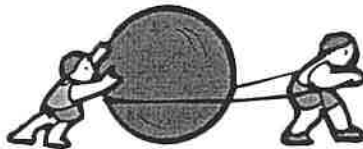
up

inside



pull

little



big

Write Them Big



Rewrite the sentences with correct capitals.

1. can sam play with me?



2. matt and i like cake.



3. on monday we go to school.



4. i go to camp in june.



5. sara and pam are friends.



Finish Them Off

Write the ending marks for each sentence.

1. Can I play with you _____

2. I can run and jump _____

3. The house is on fire _____

4. What is your name _____

5. How old are you _____


6. My name is Sally _____

7. This is a big surprise _____



Read Carefully


1. Color **five** flowers **purple**. Color the other two **red**.




2. Draw **four yellow** buttons on Scott's coat. Color the coat **green**.



3. Jay worked until 5 o'clock. Show this time on the clock.



4. Mother Cat and her kittens want to play. Color Mother Cat **brown**. Color the kittens **orange**.



You Decide

Circle **yes** or **no**.

- | | | |
|---------------------------------|-----|----|
| 1. Does a dog have two ears? | yes | no |
| 2. Can a frog push a truck? | yes | no |
| 3. Will a fox eat a bird? | yes | no |
| 4. Do pigs have wings? | yes | no |
| 5. Will a seal eat a fish? | yes | no |
| 6. Can a turtle fly? | yes | no |
| 7. Can a seal swim? | yes | no |
| 8. Can a cat read? | yes | no |
| 9. Do giraffes have long necks? | yes | no |



What Does It Mean?

Draw lines to match.

1. To pick up
2. To get to
3. Not as long as
4. Dog noise
5. Up to the time
6. A young frog
7. One who works with you

helper

reach

shorter

until

bark

tadpole

lift

Puzzling Words

Fill in the blanks in the puzzle and in the sentences. Use the words from the box.

1. S			2.
3.			

- soon
- nuts
- some
- eats

→ 1. Let's have _____ cookies.

↓ 2. My goat _____ anything.





→ 3. My cookie has _____.

↓ 1. I'll be home _____.

Short and Long O

Read the sentences. Decide which picture goes with each sentence. Below the picture, print the word that is **bold**.

1. I have two **bones**.
2. There is a **hole** in it.
3. Mom **shops** for a hat.
4. The **hose** is on now.
5. I want the two **dolls**.
6. What a good **shot**!

		
<hr style="border-top: 1px dashed black;"/>	<hr style="border-top: 1px dashed black;"/>	<hr style="border-top: 1px dashed black;"/>
		
<hr style="border-top: 1px dashed black;"/>	<hr style="border-top: 1px dashed black;"/>	<hr style="border-top: 1px dashed black;"/>

Let's Pause to Think

Read the sentences. Put an X by the sentence that answers the question. Watch for commas!

1. Which tells about 3 things?

Bring me an apple, juice, soup, and a roll.

Bring me an apple juice, soup, and a roll.



2. Which tells about 4 children?




Miss Brown read a book to John, Mary, Lee, and Max.

Miss Brown read a book to John, Mary Lee, and Max.

3. Which tells about 3 things?

The boy can see a birdhouse, tree, and fence.

The boy can see a bird, house, tree, and fence.



Some Super Signs

Look at each sign. Read the questions. Circle the correct answers.

A.



B.



C.



D.



1. Which sign tells you not to walk there?

Sign A

Sign D

Sign B

2. Which sign tells you that something is for sale?

Sign C

Sign B

Sign A

3. Which sign tells you which way to the pool?

Sign B

Sign C

Sign A

4. Which sign tells you how to get out?

Sign C

Sign B

Sign D


Who or What?

Circle the right word in each box.

1. The ducks are on the grass.

She
They


are walking.



2. The flower is by the pond.

It
He

is red.



3. Fish can swim.

We
They

can go fast.



4. Jed is by the boat.

He
She

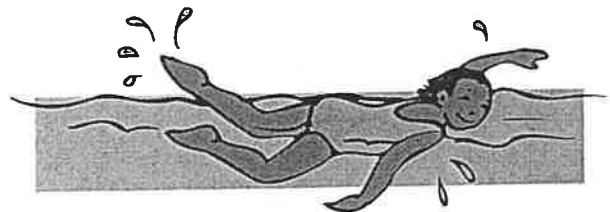
will go for a ride.



5. Jane can swim.

He
She

has a good time.



Flower Power

Use the code to color the short vowel words.

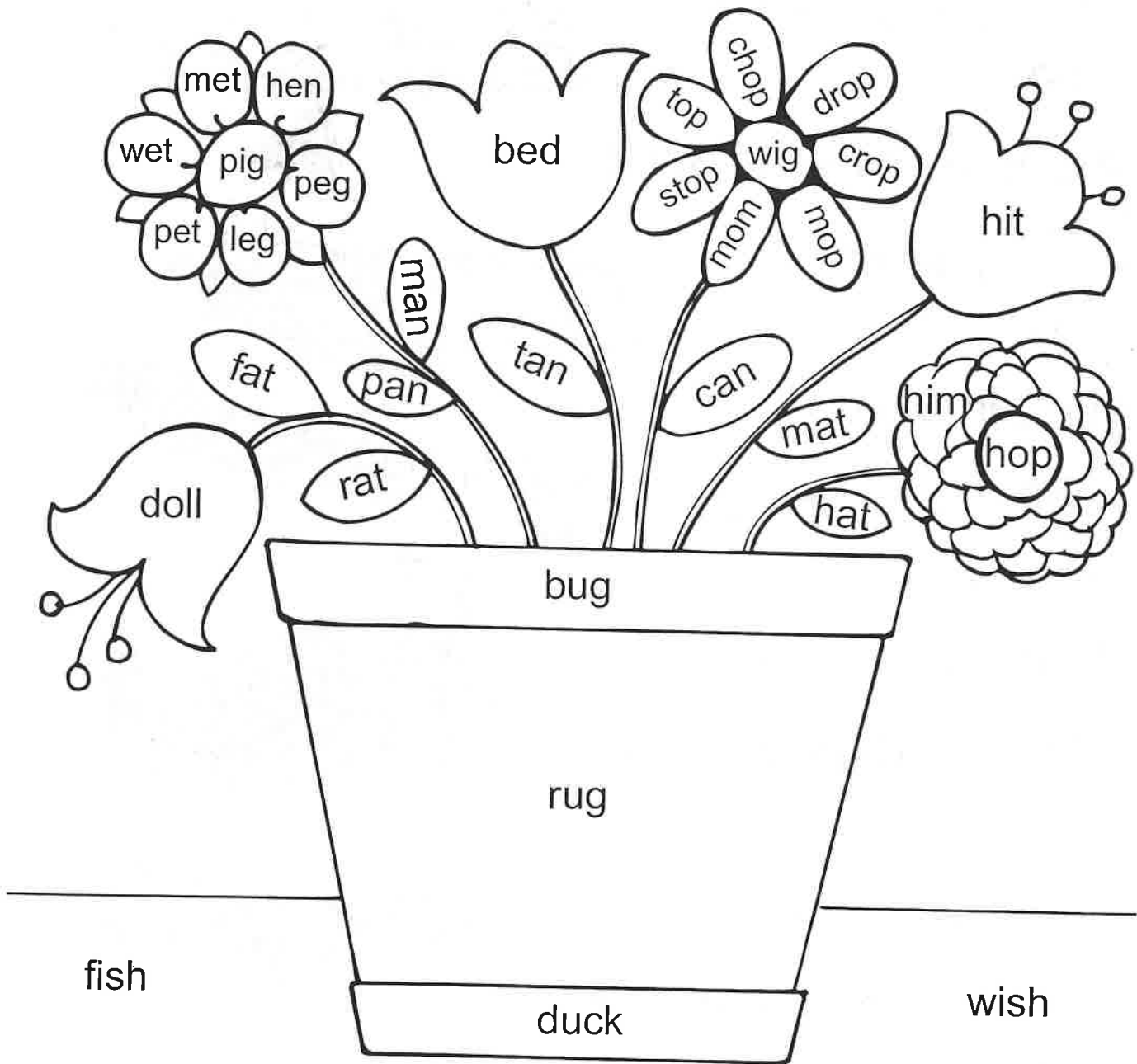
a = green

e = orange

i = yellow

o = purple

u = brown



Spring Fing

Use the code to color the long vowel words.

a = green

e = yellow

i = orange

o = red

u = blue




Table of Contents

1. What page is "Cats" on? _____
2. What page is "Snakes" on? _____
3. What page is "Baseball" on? _____
4. What page is "Space" on? _____
5. What page is "Dogs" on? _____
6. What page is "Trees" on? _____
7. What page is "Bugs" on? _____




Table of Contents

Cats	1
Bugs	6
Snakes.....	10
Trees	15
Space	24
Dogs	31
Baseball	36

Sentence Scramble

Unscramble the words so that the sentences make sense. Then, color the pictures.

1. red. The apple is



2. pig pink is sleeping. The



3. am going to I school.



4. like to I ball. play



5. in box? is What the



Color Word Search

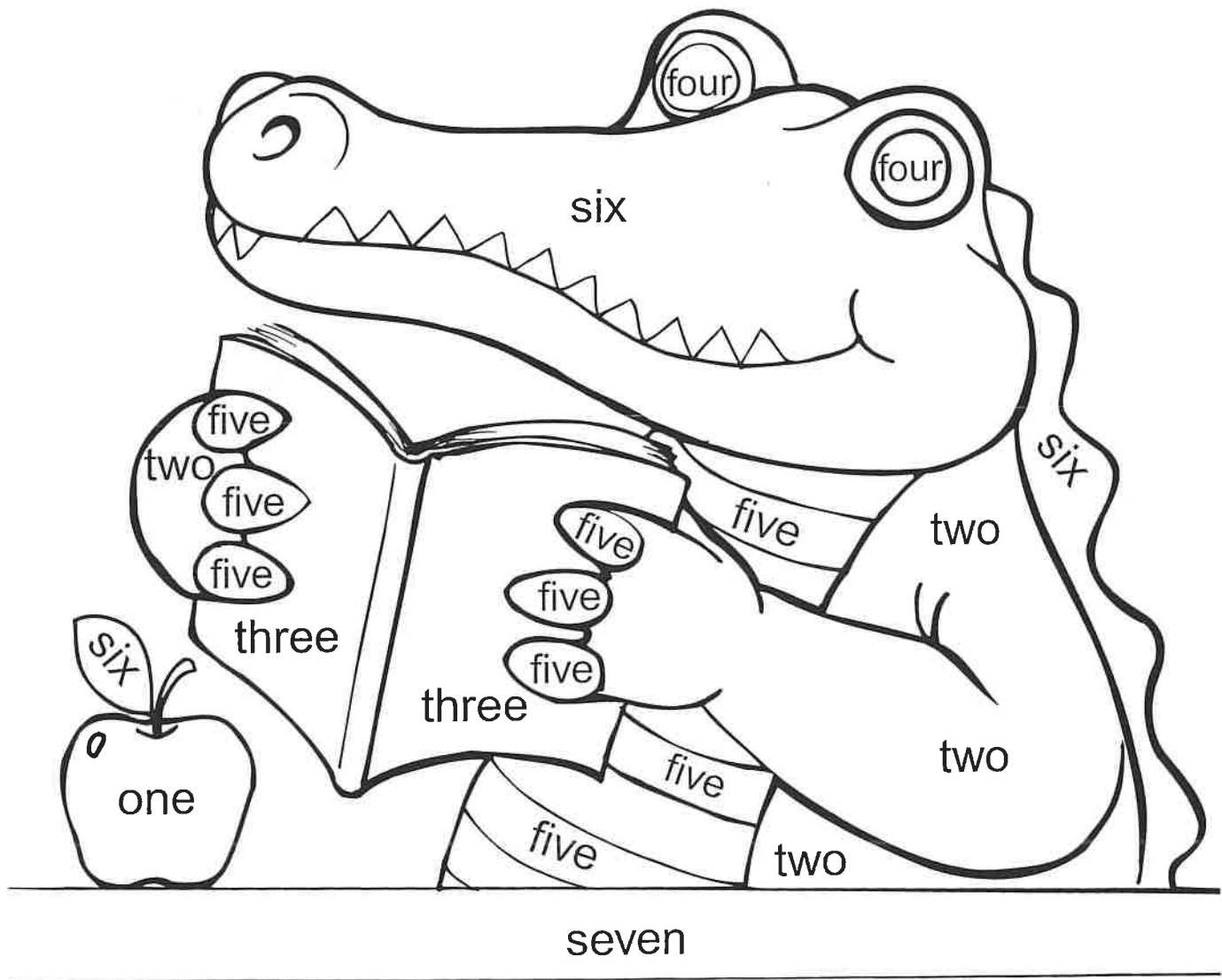
Circle these color words: **red**, **yellow**, **blue**, **black**, **brown**, **white**, **green**, **purple**, and **orange**. The words can go across or down.



Nifty Numbers

Use the number code to color.

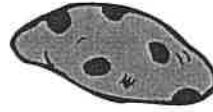
- 1 = red
- 2 = blue
- 3 = purple
- 4 = black
- 5 = yellow
- 6 = green
- 7 = brown



? Make the Change ?

Move the words around to change these telling sentences into asking sentences.

1. I may have a cookie.



2. I will go to school.



3. I may run and jump.



4. I may eat the soup.

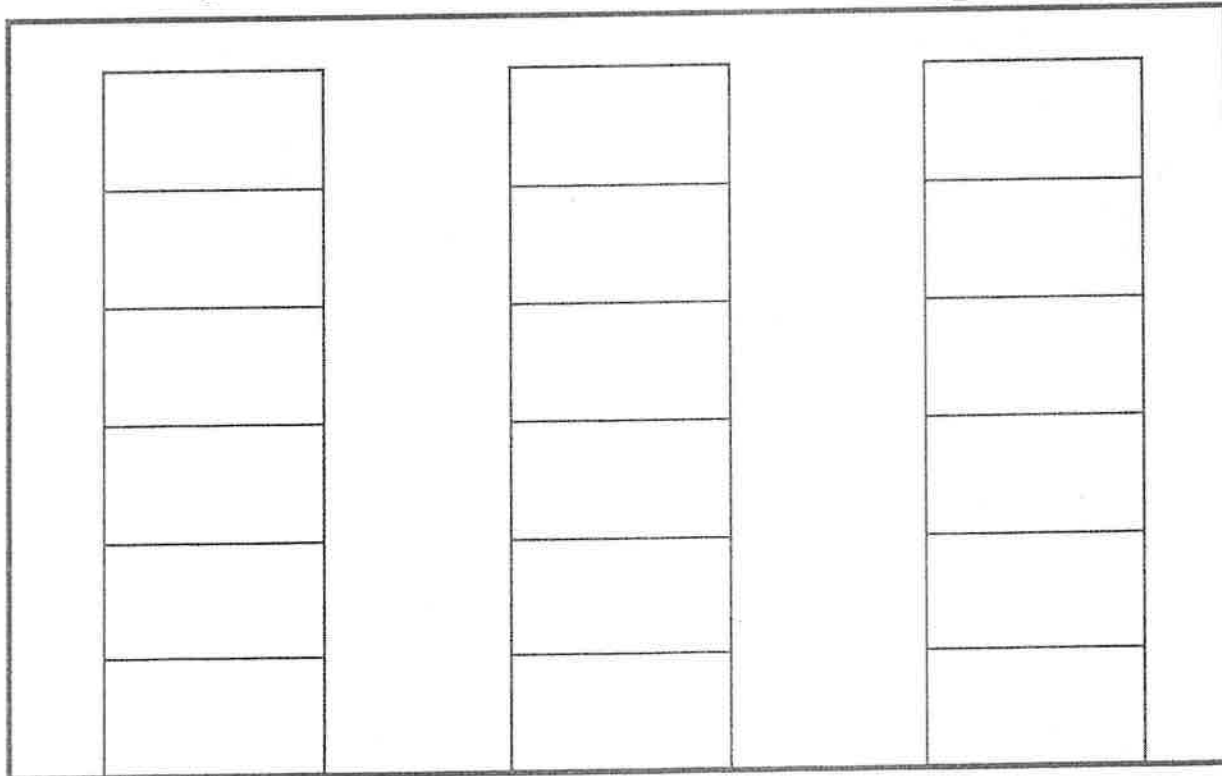



5. He can read this book.



Bar Graph Fun

Fill in the bar graph for the correct number of toys in each category.



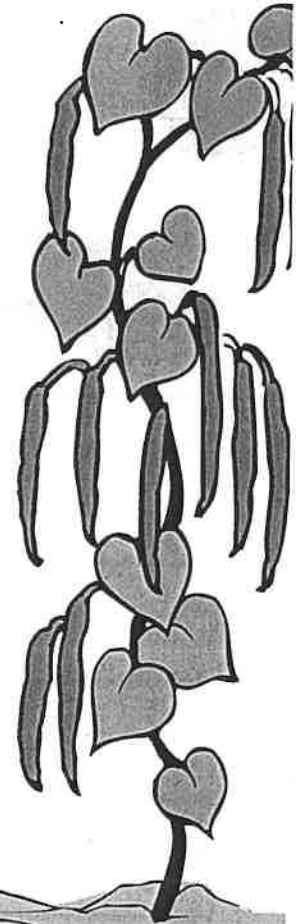
Animals

Transportation

Balls

Eat Your Veggies

Vegetables are good for you. Vegetables can be green, yellow, brown, red, or orange. Some vegetables taste sweet. Some vegetables are soft, and others are crunchy. Carrots grow under the ground. Peas grow in a pod. Green beans grow on a vine.



Eat Your Veggies (continued)

Answer the questions.

1. What colors are vegetables?



2. How do some vegetables taste?



3. What soft vegetables do you eat?



4. What crunchy vegetables do you eat?




5. What are some ways vegetables grow?



Make a List

You are having a party. List the people whom you want to invite. Then, list the food you will have at the party.



Guests

Food

1. _____

2. _____

3. _____

4. _____

5. _____




1. _____

2. _____

3. _____


4. _____

5. _____



Party Time

Remember your party lists. It is time to send out the invitations. Fill in the blanks for your party.




Please Come to a Party!

For

Place:

Time:

Given by



Party Time Thank-You

The party is over. It was so much fun! Write a thank-you note to someone who came to the party.

Thank You!

Decorative elements include: a gift box, confetti, a party hat, and balloons along the top and bottom edges; a party hat, confetti, and balloons along the left and right sides.

Compound It

Draw lines between pairs of words to make compound words. Then, write the words.


pine

corn



bird

apple



hot

ball



pop

dog



foot

house




Plants

Plants need water, sun, soil, and air to grow. Some plants have flowers. Plants grow from seeds. Some parts of a plant are the stem, the roots, and the leaves.




Plants (continued)

Answer the questions.

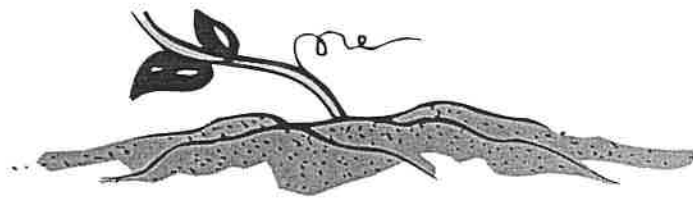


1. What do plants need to grow?

2. What do plants grow from?



3. What are some plant parts?



Think about It

Write **T** if the sentence is true and **F** if the sentence is false.


1. _____ A dog has four legs.



2. _____ The fish swims in the lake.



3. _____ Noon is during the day.



4. _____ A cat is a mammal.



5. _____ A stop sign is blue.



6. _____ Seals eat fish.



7. _____ A baby can drive a car.



Figure It Out

Fill in the blanks in the puzzle and in the sentences. Use words from the box. Some words will be left over.

1.			2.
a			
3.			

- apes
- size
- time
- aunt
- dine
- shoe

→ 1. I saw _____ at the zoo.

↓ 2. There is a hole in my _____.


→ 3. It is _____ to eat.

↓ 1. My _____ loves me.

Last but Not Least

Double the ending consonant and add **ing** to each word. Then, write the new word.

1. hop




2. wag



3. skip



4. run




5. flap



What Did You Do?

Drop the **e** and add **ed**. Write each new word.

1. hike



2. smile




3. rake



4. bake



5. love




Can You Guess?

Draw a line to the picture that answers each riddle.


1. What has long ears and hops?



2. What stings and likes flowers?




3. What has eight legs and spins webs?



4. What can fly and has a door?



5. What has 12 numbers and ticks?




Rhyme Time

Add more words to the rhyme ladders.

The image shows three vertical rhyme ladders. Each ladder has a top bar and a bottom bar, with a vertical post in the middle. The ladders are divided into sections by horizontal lines. The first ladder has the word 'take' on the top bar and 'lake' on the bar below it. The second ladder has 'seat' on the top bar and 'meat' on the bar below it. The third ladder has 'mop' on the top bar and 'hop' on the bar below it. Below each ladder is a ladybug illustration. The first ladder has two ladybugs, the second has one, and the third has two.




Fill It In



Write in the missing numbers.

1			4					9	
	12					17			
		23					28		
31				35					
	42								
			54						
	62					67			
		73							
					86				
				95					



Awesome Addition

Add.

A.

3	4	5	7
+ 2	+ 3	+ 1	+ 0
<hr style="width: 100%;"/>	<hr style="width: 100%;"/>	<hr style="width: 100%;"/>	<hr style="width: 100%;"/>

B.

5	6	8	5
+ 6	+ 4	+ 4	+ 5
<hr style="width: 100%;"/>	<hr style="width: 100%;"/>	<hr style="width: 100%;"/>	<hr style="width: 100%;"/>

C.

7	8	8	3
+ 3	+ 5	+ 8	+ 4
<hr style="width: 100%;"/>	<hr style="width: 100%;"/>	<hr style="width: 100%;"/>	<hr style="width: 100%;"/>

D.

9	7	5	3
+ 3	+ 2	+ 4	+ 3
<hr style="width: 100%;"/>	<hr style="width: 100%;"/>	<hr style="width: 100%;"/>	<hr style="width: 100%;"/>

E.

4	8	9	0
+ 7	+ 6	+ 4	+ 8
<hr style="width: 100%;"/>	<hr style="width: 100%;"/>	<hr style="width: 100%;"/>	<hr style="width: 100%;"/>

Butterfly Subtraction

Subtract.

$$\begin{array}{r} 8 \\ - 5 \\ \hline \end{array}$$

$$\begin{array}{r} 9 \\ - 2 \\ \hline \end{array}$$

$$\begin{array}{r} 4 \\ - 3 \\ \hline \end{array}$$

$$\begin{array}{r} 6 \\ - 5 \\ \hline \end{array}$$

$$\begin{array}{r} 10 \\ - 4 \\ \hline \end{array}$$

$$\begin{array}{r} 7 \\ - 3 \\ \hline \end{array}$$

$$\begin{array}{r} 5 \\ - 4 \\ \hline \end{array}$$

$$\begin{array}{r} 12 \\ - 7 \\ \hline \end{array}$$

$$\begin{array}{r} 14 \\ - 5 \\ \hline \end{array}$$

$$\begin{array}{r} 9 \\ - 7 \\ \hline \end{array}$$

$$\begin{array}{r} 8 \\ - 0 \\ \hline \end{array}$$

$$\begin{array}{r} 9 \\ - 5 \\ \hline \end{array}$$

$$\begin{array}{r} 6 \\ - 4 \\ \hline \end{array}$$

$$\begin{array}{r} 13 \\ - 5 \\ \hline \end{array}$$

$$\begin{array}{r} 16 \\ - 7 \\ \hline \end{array}$$


$$\begin{array}{r} 11 \\ - 6 \\ \hline \end{array}$$

$$\begin{array}{r} 8 \\ - 4 \\ \hline \end{array}$$

$$\begin{array}{r} 13 \\ - 4 \\ \hline \end{array}$$

$$\begin{array}{r} 11 \\ - 5 \\ \hline \end{array}$$

$$\begin{array}{r} 7 \\ - 4 \\ \hline \end{array}$$



What's the Scoop?


Add.

A.	$\begin{array}{r} 12 \\ + 3 \\ \hline \end{array}$	$\begin{array}{r} 11 \\ + 12 \\ \hline \end{array}$	$\begin{array}{r} 54 \\ + 32 \\ \hline \end{array}$	$\begin{array}{r} 71 \\ + 28 \\ \hline \end{array}$	$\begin{array}{r} 96 \\ + 3 \\ \hline \end{array}$	$\begin{array}{r} 70 \\ + 18 \\ \hline \end{array}$
----	--	---	---	---	--	---

B.	$\begin{array}{r} 55 \\ + 33 \\ \hline \end{array}$	$\begin{array}{r} 16 \\ + 82 \\ \hline \end{array}$	$\begin{array}{r} 35 \\ + 64 \\ \hline \end{array}$	$\begin{array}{r} 17 \\ + 42 \\ \hline \end{array}$	$\begin{array}{r} 81 \\ + 17 \\ \hline \end{array}$	$\begin{array}{r} 13 \\ + 15 \\ \hline \end{array}$
----	---	---	---	---	---	---


C.	$\begin{array}{r} 64 \\ + 24 \\ \hline \end{array}$	$\begin{array}{r} 78 \\ + 11 \\ \hline \end{array}$	$\begin{array}{r} 22 \\ + 65 \\ \hline \end{array}$	$\begin{array}{r} 14 \\ + 33 \\ \hline \end{array}$	$\begin{array}{r} 40 \\ + 50 \\ \hline \end{array}$	$\begin{array}{r} 60 \\ + 15 \\ \hline \end{array}$
----	---	---	---	---	---	---

D.	$\begin{array}{r} 18 \\ + 41 \\ \hline \end{array}$	$\begin{array}{r} 44 \\ + 22 \\ \hline \end{array}$	$\begin{array}{r} 15 \\ + 44 \\ \hline \end{array}$	$\begin{array}{r} 49 \\ + 30 \\ \hline \end{array}$	$\begin{array}{r} 19 \\ + 50 \\ \hline \end{array}$	$\begin{array}{r} 43 \\ + 16 \\ \hline \end{array}$
----	---	---	---	---	---	---




Time Flies

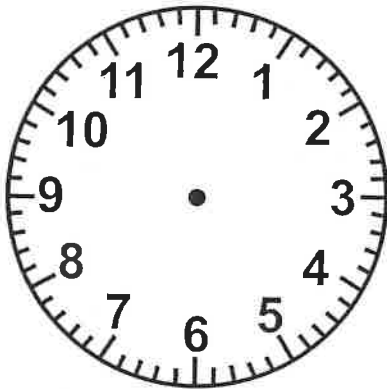

Draw hands on the clocks.




12:00




4:30



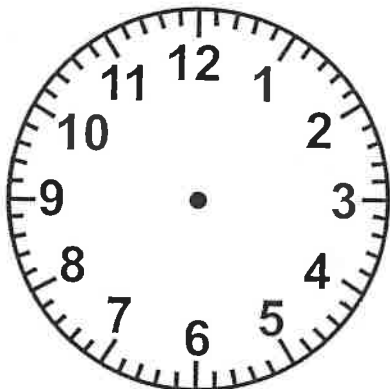
8:00



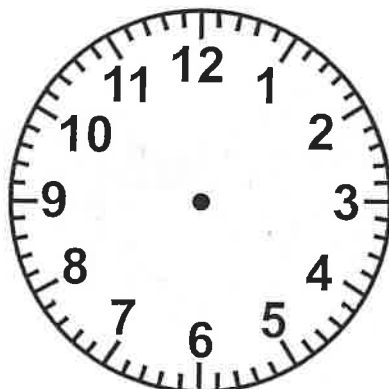
5:30




7:00



6:30




3:00



9:30


Rockin' Roller Coaster

Write numbers on the cars, counting by 5s.



Be a Super Solver

1. Mary saw 4 chickens by the barn. Then, she saw 3 more hiding by the gate. How many chickens did Mary see? Show your work.



_____ chickens

2. John had 8 cookies. He gave 5 to his sister. How many cookies did John have left? Show your work.



_____ cookies

3. Jim and Pam have 8 balls in all. Jim has 2 more than Pam.

How many balls does Jim have? _____

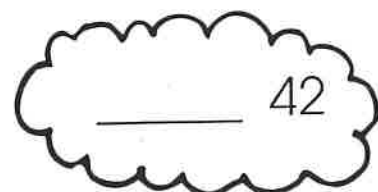
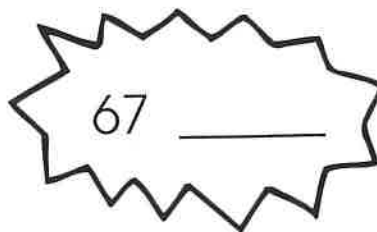
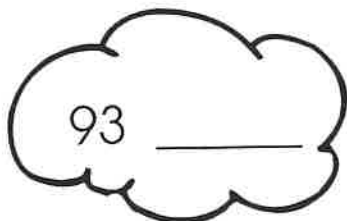
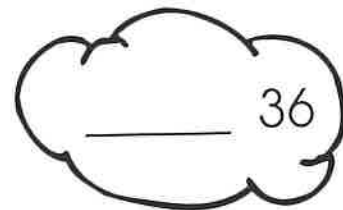
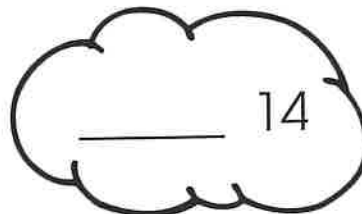
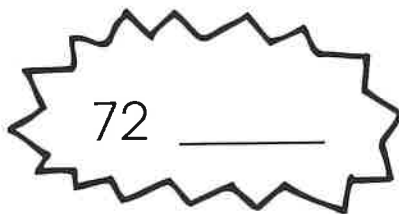
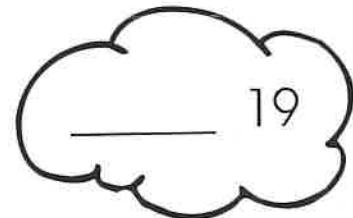

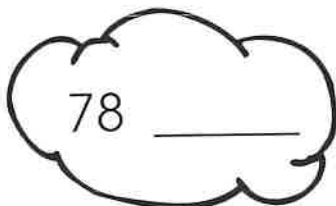
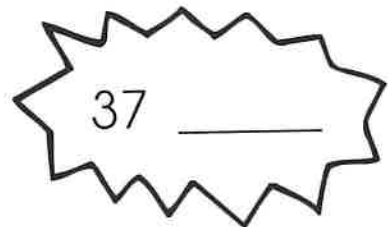
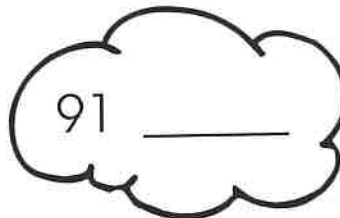
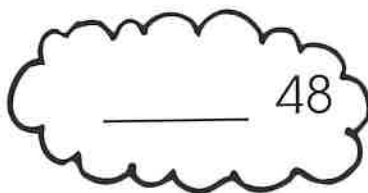
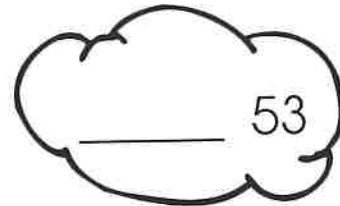

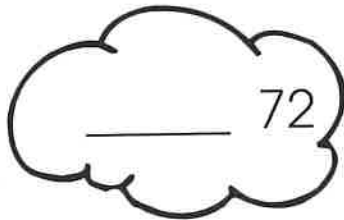

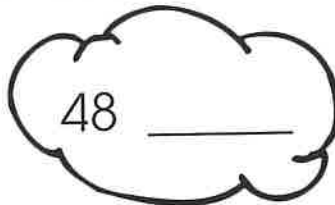
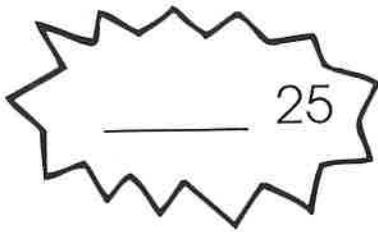
How many balls does Pam have? _____

Show your work.



Before and After

Write the numbers that come before or after.



Greater Than, Less Than

Write the correct signs.

> means greater than < means less than

9 ___ 6

3 ___ 8

5 ___ 7

12 ___ 18

16 ___ 13

6 ___ 2

11 ___ 9

17 ___ 20

24 ___ 11

40 ___ 50

13 ___ 9

6 ___ 13

71 ___ 14

9 ___ 40

60 ___ 71

18 ___ 7

80 ___ 14

31 ___ 50

Use Good Cents

Count the money. Write each amount.

A.  _____ ¢

B.  _____ ¢

C.  _____ ¢

D.  _____ ¢


E.  _____ ¢

F.  _____ ¢

Circle Up

Circle the coins to show each amount.

35¢



20¢



14¢



43¢



25¢



54¢



30¢




47¢




Hide and Seek

Fill in the blanks with **st**, **sn**, or **sm**. Then, circle each word in the puzzle.

1.  _____ow

4.  _____ar

2.  _____ile

5.  _____ail

3.  _____oke

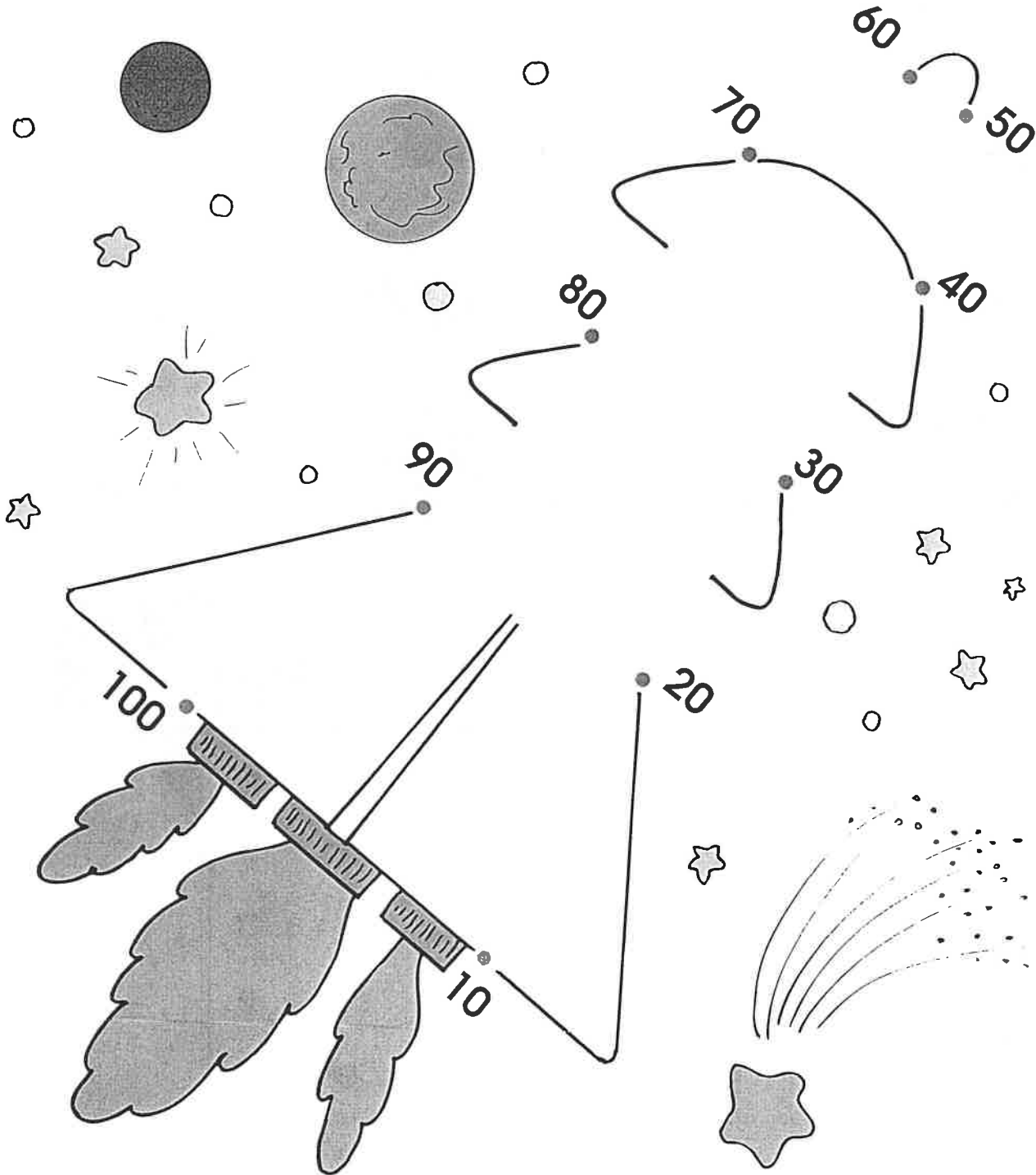
6.  _____amp



t	s	n	a	i	l	s	s
s	n	o	k	e	r	m	t
k	o	k	h	u	c	i	a
b	w	s	t	e	l	l	r
l	g	s	m	o	k	e	v
s	t	a	m	p	f	w	d

Lift Off!

Count by tens. Connect the dots from 10 to 100.



Page 2

sun, man, pet, nut, wig, bug;
bat, tub, mop, sad, fan, jar

Page 3

1. sad 2. hat 3. flat

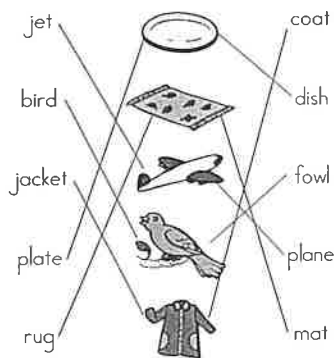
Page 4

egg, king, cat, ant, duck, box,
hen, wig, sun, pan, stop, web

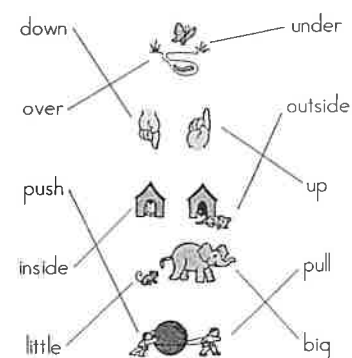
Page 5

Answers will vary.
Suggestions: fail, pail, tail,
rail, hail, nail, train, pain, gain,
bait; road, load, float, moan,
foal, coat; bee, see, knee,
flee, meet, beet, feet, feel,
reel, kneel, peel, sleep, steep,
jeep

Page 6



Page 7



Page 8

1. Can Sam play with me?
2. Matt and I like cake.
3. On Monday we go to school.
4. I go to camp in June.
5. Sara and Pam are friends.

Page 9

1. ? 2. . 3. ! 4. ?
5. ? 6. . 7. !

Page 10

Page should be completed according to directions.

Page 11

1. yes 2. no 3. yes
4. no 5. yes 6. no
7. yes 8. no 9. yes

Page 12

1. lift 2. reach
3. shorter 4. bark
5. until 6. tadpole
7. helper

Page 13

s	o	m	e
o			a
o			t
n	u	t	s

1. some 2. eats
3. nuts 4. soon

Page 14

Going across: hole, hose,
shops, shot, bones, dolls

Page 15

1. Bring me an apple juice, soup, and a roll.
2. Miss Brown read a book to John, Mary, Lee, and Max.
3. The boy can see a birdhouse, tree, and fence.

Page 16

1. D 2. C 3. A 4. B

Page 17

1. They 2. It 3. They
4. He 5. She

Page 18

Page should be completed according to directions.

Page 19

Page should be completed according to directions.


Page 20

1. 1 2. 10 3. 36
4. 24 5. 31 6. 15
7. 6

Page 21

1. The apple is red.
2. The pink pig is sleeping.
3. I am going to school.
4. I like to play ball.
5. What is in the box?

Page 22



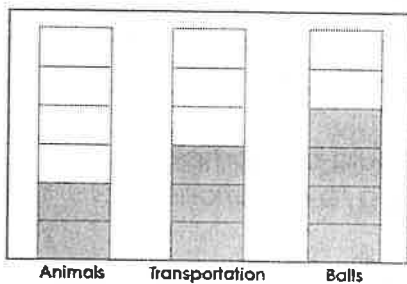
Page 23

Page should be completed according to directions.

Page 24

1. May I have a cookie?
2. Will I go to school?
3. May I run and jump?
4. May I eat the soup?
5. Can he read this book?

Page 25



Page 27

Accept reasonable answers.

Page 28

Answers will vary.

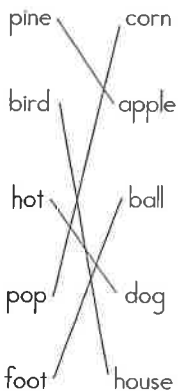
Page 29

Answers will vary.

Page 30

Answers will vary.

Page 31



Page 33

Accept reasonable answers.

Page 34

1. T
2. T
3. T
4. T
5. F
6. T
7. F

Page 35

1.	a	p	e	2.	s
	u				h
	n				o
3.	t	i	m	e	

1. apes
2. shoe
3. time
4. aunt

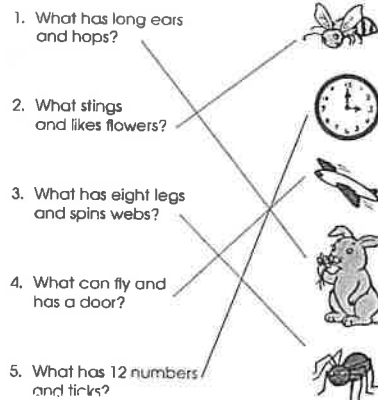
Page 36

1. hopping
2. wagging
3. skipping
4. running
5. flapping

Page 37

1. hiked
2. smiled
3. raked
4. baked
5. loved

Page 38



Page 39

Answers will vary.
 Suggestions: bake, cake, rake, fake, wake, stake; neat, beat, seat, heat, wheat; cop, pop, top, stop, flop, crop

Page 40

1	2	3	4	5	6	7	8	9	10
11	12	13	14	15	16	17	18	19	20
21	22	23	24	25	26	27	28	29	30
31	32	33	34	35	36	37	38	39	40
41	42	43	44	45	46	47	48	49	50
51	52	53	54	55	56	57	58	59	60
61	62	63	64	65	66	67	68	69	70
71	72	73	74	75	76	77	78	79	80
81	82	83	84	85	86	87	88	89	90
91	92	93	94	95	96	97	98	99	100

Page 41

- A. 5,7,6,7
- B. 11,10,12,10
- C. 10,13,16,7
- D. 12,9,9,6
- E. 11,14,13,8


Page 42

- 3,7
- 1,1,6
- 4,1,5,9,2
- 8,4,2,8,9
- 5,4,9
- 6,3

Page 43

- A. 15,23,86,99,99,88
- B. 88,98,99,59,98,28
- C. 88,89,87,47,90,75
- D. 59,66,59,79,69,59

Page 44



Page 45

5, 10, 15, 20, 25, 30, 35, 40, 45, 50, 55, 60, 65, 70, 75, 80, 85, 90, 95, 100

Page 46

1. 7 2. 3 3. 5, 3

Page 47

24, 49, 57
71, 67, 52
47, 92, 38
79, 49, 18
73, 13, 35
94, 68, 41

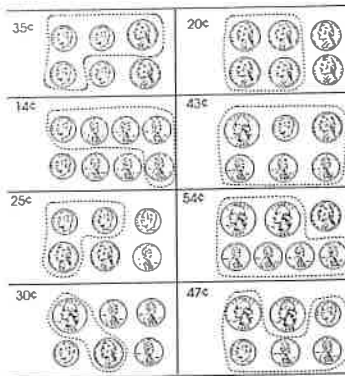
Page 48

>, <, <
<, >, >
>, <, >
<, >, <
>, <, <
>, >, <

Page 49

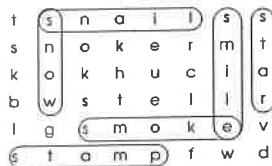
A. 25¢ B. 21¢ C. 27¢
D. 19¢ E. 36¢ F. 41¢

Page 50





Page 51

1. snow 4. star
2. smile 5. snail
3. smoke 6. stamp



Page 52






is fantastic at
first grade activities!

Way to go!



signature


date



BIG learning fun in a little workbook!

HOMEWORK HELPERS

- Reinforce basic skills
- Motivate children
- Boost self-confidence



Directions: Carefully cut out the bookmark. Use it to keep track of your place in this Homework Helper.

Frank Schaffer
An Imprint of Carson-Dellosa Publishing LLC
PO Box 35665
Greensboro, NC 27425 USA

www.carsondellosa.com