

10 Ways to Prepare Your Child for KINDERGARTEN



1. Read **books** everyday.
2. Develop **fine motor skills**: holding a pencil, coloring, cutting with scissors.
3. Print **first name** with *only* the first letter capitalized.
4. Learn to follow 2-step **instructions**: "Please go get your shoes and then put them on."
5. Use good **manners**: "Please" and "Thank You"
6. Talk about **social skills**: sharing, taking turns, positive words, talk about handling anger.
7. Help your child take **responsibility**: clean up messes, dress themselves, get their own snacks.
8. Practice **number recognition**: Count objects daily.
9. Practice **letter and sound recognition**. Practice saying the letters and their sounds every day.
10. Build **self-esteem**. Praise your child often because Kindergarten is hard!

Name: _____

M A T H

M A T H

M A T H

M A T H

Directions: Practice writing your first name on each line.

The page contains ten sets of horizontal lines for handwriting practice. Each set is composed of three lines: a solid top line, a dashed middle line, and a solid bottom line. These sets are arranged vertically down the page. The entire writing area is framed by a decorative border of small, evenly spaced circles.



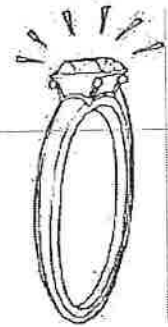
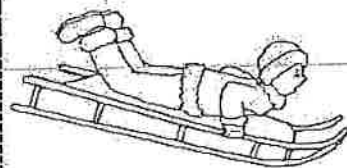
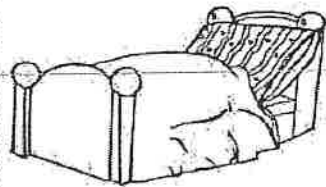
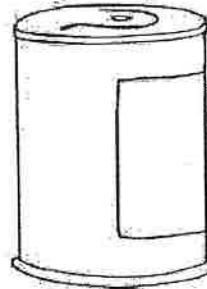


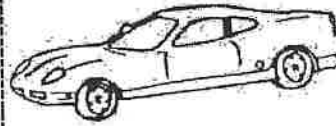

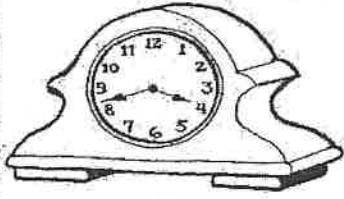
Ask your child to identify each lowercase letter.

h	d	m	f	j
l	q	g	i	e
e	y	n	b	r
p	a	s	v	o
x	t	w	u	z
k				

Color the b's green. Color the d's yellow.

b d b b d
b b
d d b d d d
b
b d b d b

Color, cut out the cards, and play a rhyming match game!



Math

Below are a list of skills that your child should know/be familiar with upon entering Kindergarten to ensure their success.


- Count from 0 to 30 in the correct order
- Recognize numerals 0-10
- Count objects up to 5
- Recognize simple patterns
- Understand measurement (when given a picture of a giraffe and a dog, your child should be able to tell you that the giraffe is taller than the dog)
- Recognize circle, triangle, and square
- Make simple drawings with shapes (use a square and a triangle on top to create a house)

Name: _____

Writing Your Address

Write your address on the lines below.

Draw a picture of where you live.



Name: _____


1	•	1	1	1	1	1	1
2	••	2	2	2	2	2	2
3	•••	3	3	3	3	3	3
4	••••	4	4	4	4	4	4
5	•••••	5	5	5	5	5	5
6	••••••	6	6	6	6	6	6
7	•••••••	7	7	7	7	7	7
8	••••••••	8	8	8	8	8	8
9	•••••••••	9	9	9	9	9	9
10	••••••••••	10	10	10	10	10	10

Websites for Fun & Learning!

Starfall.com



<http://www.starfall.com/>



<http://www.scholastic.com/clifford/>



<http://www.seussville.com/>



http://www.fisher-price.com/en_US/GamesAndActivities/onlinegames/index.html



<http://www.funbrain.com/>



<http://pbskids.org/games/index.html>



<http://pbskids.org/sesame/>



Where jelly beans ripen under tropical rainbows.

<http://www.meddybemps.com/>



<http://funschool.kaboose.com/preschool/games/index.html>



Kindersite

<http://www.kindersite.org/Directory/DirectoryFrame.htm>